

Redwood Remnants

April 2008

Redwood Empire Quilters Guild Newsletter



President's Piece

Studio S Gallery Show:

When: May 2008

Commitment: Must agree to allow quilt to hang through Arts Alive, 03/03/08.


Criteria:



- 1) Traditional and art quilts will be accepted. Quilts must be clean, smoke free and in good condition.
- 2) First submitted will be the first quilts to be hung, with final approval by the gallery owner. All approved quilts will be shown during the month of May and, if there are more quilts than can be shown at one time, excess quilts will be rotated in periodically, timing still to be determined. You may submit 3 quilts per person.
- 3) You may offer your quilt for sale if it does not infringe on any copyright laws. Sold quilts will not be released until the buyer's funds have cleared the bank.
- 4) Clearly label quilt on the back with its name, your name, date made and give credit to any contributors to the construction, ie pattern maker, pieced by, quilted by etc.
- 5) Display: Not all quilts will be displayed on racks. Some quilts will be hung in the same way they are hung at the Blood Bank-by tacks in the corners. If special hanging accommodations are required, the owner must provide the accommodations and assist in hanging. Nothing too fancy please.
- 6) The person picking up the quilt must be the quilt maker with receipt or authorized representative with receipt and written permission to pick up the quilt.
- 7) Deadline for submission: Sunday, April 27th.
- 8) Drop off location: 2845 North Street, Eureka. Call for directions if you need them or ask a Board member how to get there. 443-8807 or 496-8807.

We are still in the process of creating the entry form. They will be available at the meeting or you can contact Pat or myself directly to obtain one once they are available.

Maggie Stimson & Pat Reeves



Ocean Wave Quilts

305 V Street

Eureka, CA 95501

(707) 444-0252

Suzie Burkhardt, Owner

Library News

Thank you to all the board members who filled in for me at the March meeting. Thanks to Pat Durbin for donating a copy of her book to our library.

Since I am off to Portland to buy more books, I won't have time to list all the books that are due.

Check around to see if you have any library books and bring them in at the April meeting.

Thank you,

Opportunity Quilt Workshop

We are having another workshop to construct the second part of our New York Beauty blocks. It will be held at Ocean Wave Quilts on Saturday, April 5th. We will be doing foundation paper piecing, and it is beginner friendly. We will have two shifts. The first from 9:00 a.m. to noon. The second one will be from 1:00 p.m. to 4:00 p.m. We have two spots open for the first workshop, and four spots open for the afternoon session. Please call Susie @ 445-5844 to reserve your spot now.

Raffle Table

As I write this St Patrick's day and Easter are staring me in the face. There is no way this year could be going any faster. Only three more meetings and this year is over for the summer. More projects on the mind and less sewing getting done. Some things don't change. I've convinced myself to get some of the tops I've done finished, now I just have to actually do it!! (Haven't I written these lines before?)


A friend gave me some great Alexander Henry fabric, and I'm so tempted to start something with it. I'm fighting the urge, but barely winning. Wish me luck. (It just crossed my mind that we should have a show and tell of unquilted tops for those of us who just do them and never get to the finished quilting. I pray to the Quilting Queen that I'm not the only one with a pile of them!)

The raffle Table is about three quarters of the way to our goal of \$1,000 for the year. Thanks to all of you for the continued support. I am still amazed that we are doing so well, and am really looking forward to our next meeting. As usual all donations are appreciated and the buying of the tickets has made a huge success for us this year. Enough rattling on. I need to get think about what quilt to try and get a back done for, or maybe just finish the book I'm reading.

Stop by the table and say hello in April.

TEDD





Susie Sews

Machine Quilting
Susie Freeze, Owner

1502 D Street

Eureka

(707) 445-5844

Email: Susiesew@pacbell.net



INTERSTATE BATTERY SYSTEM OF THE COASTAL RANGES

516 WEST 15TH • EUREKA, CA 95501

E-MAIL: ib4513@worldnet.att.net

Kathi Branum
Distributor

(707) 445-3259
Fax (707) 445-5815



2000 WINSTON CUP CHAMPION

Scottie Dog Quilts

301 W. Harris St.
Eureka, CA 95503
707-444-9662



Mon. 10-9 pm
Tues.-Fri. 10-5:30 pm
Sat. 10-4 pm

We have the largest selection of 100%
Cotton fabrics on the North coast!

ScottieDogQuilts.com

Shop in your PJs and pick it up at the store!

FINANCIALS

MARCH NEWSLETTER

BALANCE SHEET 8/1/07 - 2/29/08

ASSETS

Current Assets	
Checking/Savings	\$ 27,825.29
Other Current Assets	0.00
Fixed Assets	\$3,265.44

TOTAL ASSETS \$31,090.73

LIABILITIES & EQUITY

Liabilities	0.38
Equity	\$31,090.35

TOTAL LIABILITIES & EQUITY \$31,090.73

FEBRUARY NEWSLETTER

PROFIT & LOSS STATEMENT 8/1/07 - 2/29/08

Income

General Guild Income	\$ 4,466.33
Membership	3,627.00
TOTAL INCOME	\$8,093.33

Expense

General Guild Expense	\$9,635.80
TOTAL EXPENSES	\$9,635.80

NET INCOME -\$1,542.47

FAT QUARTER RAFFLE

WELL SPRING HAS FINALLY SPRUNG. I CAN'T THINK OF A BETTER WAY TO ENJOY THIS SEASON THAN THIRTIES PRINTS. THERE IS JUST SOMETHING ABOUT THOSE FABRICS THAT MAKES A BRIGHT IMPRESSION. SEE YOU AT THE MEETING-

JOYCE DOLLAR

P.S. I WILL BE RESIGNING FROM THIS JOB IN JUNE SO PLEASE CONSIDER IF YOU ARE RIGHT FOR THE JOB . IT IS FUN TO SELECT A THEME. I HAVE DONE THIS FOR TWO YEARS NOW AND RUNNING OUT OF IDEAS.....

Community Quilts

This past month Community Quilts had the pleasure of giving a quilt to Northcoast Childrens Services to be raffled for a fundraiser and, an additional 5 quilts to be distributed to children as needs arise. They were absolutely thrilled and so excited to get them. I received a very nice thank you letter that I have included below.

Dear Mrs. Stewart and Redwood Empire Quilters Guild,

Northcoast Children's Services thanks you for your donation of the five beautiful children's quilts. We look forward to the opportunity of future donations.

We have currently already given away two of the blankets. One was to a two-month-old baby girl that is very sick with an unknown malady. The family speaks only Spanish, and was not able to receive appropriate care due to the language barrier. This child lost four pounds in two weeks! Thankfully, she has now obtained an interpreter and is on the way to recovery.

The other blanket was given to a baby that refuses tummy time. The baby lives in a tiny trailer with a family of five. It's our hope that the colors of the blanket will encourage the baby to play on his tummy, thus building muscles for crawling. The blanket also gives the child a clean place to practice. A third blanket will go to a boy with leukemia.

I plan to distribute any blankets we receive for similar situations as I've described. I also foresee giving blankets to homeless children, children that are experiencing loss or grief, or other hard situations.

I wish to extend my sincere appreciation to the generosity of the Redwood Empire Quilters Guild. Please contact me if you have any questions at 707-825-1331 or by email, rsnyder@ncsheadstart.org.

*Sincerely,
Rachel Snyder
Family Services Technician*


I feel this would be a good organization to support with future donations and hope you will join me in creating quilt tops with themes for children. Community Quilts has lots of panel blocks that can be easily and quickly constructed. I will have those available for you at the next guild meeting if you would like to put a panel top together.

Quiltathon

The Quiltathon was a little disappointing. Of the 50 members who signed up there were 14 in attendance. We made several quilt tops though and 2 members machine quilted. Many took home projects for completion but, sadly, there was one member who spent most of her time visiting and ripping rather than sewing....ME!! All in all we had a good time and enjoyed our day. I want to take this opportunity to thank all those who attended and the committee who worked do diligently toward this event. Watch the Times Standard and you may see Jeannie Cissna in the news. She was our poster girl for the day. If you happen to see this article please clip it for me.

Community Quilts Thanks You:

Suzie Freese – Longarm Quilting of 7 quilts last month!!! WOO HOO!!!
Margaret Harrison – Quilt top
Carolyn Biles - Fabric donation
Eva Henneberry – Quilt top
Scottie Dogs – 3 Snoball quilt kits
Tess Schallert – Fabric Donation
Diane Goldsmith - Fabrc donation
Edith Goggin – 2 finished quilts made by her students



Hello from membership –

The last meeting was truly wonderful. One of the best trunk shows that I have seen in a long time, and the attendance was great at 129. We had four new members register that evening, one being a Jr member. Welcome new members. Thanks to all those who wore their name tags, and to those that didn't, you'll get it right some day!

I was fortunate enough to be able to attend Pat Durbin's Friday mosaic landscape class. It was a lot of fun, I learned a lot, and I expect to finish this project in the near future. I love doing traditional quilt patterns, but I'm really enjoying expanding my artistic skills of which I have a limited supply. But, each time I try a new artistic kind of quilting, I find that I tap into resources of ideas and skills that I didn't know I possessed. It is quite rewarding.

I'm looking forward to seeing all of you next month, Pat Reeves

Happy Birthday
April

04 Eva Henneberry
05 Delores Vose
08 Joyce Zeiters
10 Betty Morton
13 Carol Hansen
21 Joyce Turner
23 Janet Fesler
23 Kim Spaeth
23 Lisa Harris



Mothers Day Is Coming !

Mothers only get to have two guilt free days a year. One is her birthday, and the other one is Mothers Day. Technically this means you as a mother are allowed to do whatever you want on YOUR day. You don't have to go to brunch on the busiest day of the year for restaurants and get bad service. You don't even have to fix a big dinner for your family.

What I do is to buy myself a high calorie frozen entree to have for lunch on Mothers Day. I will also buy something nice and rich for breakfast. I will sleep in and get up when I want to. I fix my breakfast and then go into my sewing room for a full day of uninterrupted sewing. With a stack of my favorite movies picked out. I usually have a project cut and ready to sew.

My family knows that they are not to bother me for any reason. If my husband can't find the gravy ladle, too bad. I am called to dinner when it is ready. I have a nice time with my family at dinner. But I also had a great time doing what I wanted to do on my day. So give it a try. After all, it is YOUR day.

And did I mention, you can be a mother to the two legged or four legged variety of child.

Susie Freese



Redwood Empire Quilters Guild
Board Meeting Minutes of March 10, 2008

Board Members Present: Sherrill Adams, Linda Barry, Tedd Collins, Judy DeGraff, Susie Freese, Carol Hansen, Barbara Hotelling, Nancy Frost, Sharon Stewart and Maggie Stimson.

President Maggie called the meeting to order at 7:02 p.m. Maggie stated a correction to the February minutes: 8th paragraph should read "Studio S" not "F". Minutes were approved as corrected. Correspondence was read and forwarded to appropriate people. A note that HCAR provides mailroom services – we have used them in the past in an emergency.

Treasurer **Barbara Hotelling** distributed the financial reports, which were accepted.

Maggie will revise the criteria for the Studio S exhibits to add that quilts should be smoke-free.

An Audit Committee has been formed to perform the required yearly audit of accounts.

Maggie read a letter from Marsha McCloskey, giving permission to use her instructions for the Swamp Patch block for this year's challenge.

Officers and Committee Reports: 1st Vice President As Lorna was absent, there were no details about the April meeting program for Techniques. Sherrill will work with Lorna on the program. Steve Albright will be our speaker in May.

2nd Vice President: A written report from Nancy is included herein. We will thank Faith Center for use of their rent-free facility with a quilt. Nancy suggested the following as an increase in Honorariums to members giving programs and workshops: Program - \$100.00; \$100.00 for a three-hour workshop; \$200.00 for a six-hour workshop and \$300.00 for a 12-hour or two-day continuous workshop. Susie suggested changing the Standing Rules to reflect these new amounts. So moved, seconded and approved.

Parliamentarian: Judy Gallamore needs to gather a Nominating Committee to present a new slate of officers in May for voting in June.

Community Liaison: Nancy Ingram has one finished "handprint quilt" and enough squares to make two more quilts. The handprints were made by children at last year's quilt show. Sharon wants to add North Coast Children's Services to REQG's Community Quilts' giving. She has given them several quilts for very ill or distraught children. Also, babies of Teen Parents will get a baby quilt. She has lots of kits and projects ready for the sewing day on National Quilting Day, March 15.

Library: Susie received Pat Durbin's new book for the library and asked for suggestions as she is going on a buying trip next week.

Membership: Pat sent a report to Maggie: There were 120 present at the last meeting, with 29 guests, four new members, and one new junior member.

Newsletter: Deadline as always, March 15th.

Publicity: Snail mailings to media seem to work better for some reason.

2009 Opportunity Quilt: The next workshop is April 5th.

There will be a **Raffle Table** in April.

Minutes continued:

HAF: Approval was given for three donations to HAF in memory of Cheri Bowermaster's father, Arlene Britt's mother, and Kathi Branum's step-father, totaling \$75.00.

Website Cheryl will be revising the website, as she had to buy new software to be compatible with the server. Any suggested changes should be sent to Cheryl.

Susie added that even though we don't have a Quilt Show Chairperson, we need to book the Fairgrounds in March, hopefully the same weekend as the Fortuna Autorama. Maggie will do this.

Old Business: There will be no studio tour this year.

Maggie closed the meeting at 8:25 p.m.

Respectfully submitted,

Judy DeGraff

There is a new thread in town ! It is from Superior Threads and is called MonoPoly. It is a monofilament thread. But the difference is that it is made from polyester not nylon. This makes it very pliable and does not melt with high heat. It also won't get brittle. But one of the best things about it is that MonoPoly won't come off your spool like the nylon threads do. It is almost invisible when doing machine applique. Look for it at your

fa-



NEWSLETTER GUIDELINES

Newsletter items of general interest are accepted from all members of REQG. Business memberships include a 1/4 page ad in each newsletter for the REQG year. Members are welcome to submit a copy ready add in the following sizes:

Business card size	\$ 5.00
1/4 page	\$10.00
1/2 page	\$20.00
Full page	\$40.00

If at all possible, please type articles in Microsoft Word and submitted via e-mail to:

REQGNLBARRY1@aol.com

Send payment for ad to:
REQG—Treasurer
P.O.Box 5071
Eureka, CA 95502

NEWSLETTER DEADLINE:
15th of the Month

Upcoming Events
April 2008 and forward
By Edith Harmer

April 12-13 "Voices in Cloth" East Bay Heritage Quilter's quilt show. Oakland Convention Center. Featured artist Jennifer Chiaverini More info:

April 18-20 "The Best of the Valley" International Agri Center, 4500 South Laspina St. Tulare, CA 93274 9-5 Fri & Sat, 9-4 Sun. Adm.\$8 adult, Featured Artist Debbie Van Fossen. More info:

May 3 & 4 Pine Tree Quilt Guild of Nevada County presents Quilt Show "Springtime Rhapsody"(10-5 & 10-4) Nevada County Fairgrounds, Grass Valley, CA Adm \$5, Featured Quilter Joan Dyer More info:
www.pinetreequiltguild.com

May 4-8 "Quilters Escape" River Lodge in Fortuna. See website for teachers, activities & registration info.
Or:

May 10& 11 Oroville Piecemakers Quilt Show "Who We Are and Simply Red" 10-4 pm.
1200 Myers St. Oroville, CA more info:

May 10 & 11 Quilters Sew-Ciety of Redding, Inc presents: Vintage Treasurers-Quilted Pleasures. Simpson University, 2211 College View Drive. Redding, CA 96003. For more information 530-223-9233. Web-site:
www.quilterssewciety.org

May 17 Scott Valley Quilters: Outdoor Show in downtown Fort Jones, CA


May 17 & 18 Creative Quilters of Nevada present "A Garden of Quilts" Reno NV Senior Center 9th St. & Sutro Adm \$4 Frature Joyce Soule` info:

May 23-25 "It's Magic" presented by Ocean Wave Quilters & Soroptimists of Ft. Bragg. Fri 5-7 pm, Sat & Sun 10-5. Adm.\$7.00 Featured Artist Judy Mathieson

May 23-26 Memorial Day weekend/Quilt Show, Brookings, OR

June 7-8 Moonlight Quilters of Sonoma County present their Wine Country Quilt Show featuring the "Quilting Mavens" (Their website:
more info: or email

Thinking summer travels....International Quilt Festival/Long Beach (New Show) Long Beach Convention and Entertainment Center, Long Beach, CA July 25-27 Classes begin July 24. email: or see or call 713-781-6864



Spring is here, let's celebrate!

Read through instructions before you begin. Make accurate 1/4" seams

Background: Very light soft green

Leaves: med to dark green

Flower center: bright yellow/orange

Flower pedals: rich jewel tones of lavenders, blues, rose, pinks etc.

For flower block cut:

Background: Five (5) 2 1/2" squares and One (1) 2 1/2"x 4 1/2" rectangle

Flower center: One (1) 2 1/2" square

Flower pedals: One (1) 2 1/2"x 4 1/2" rectangle; One (1) 2 1/2"x 6 1/2" rectangle

Leaves: One (1) 2 1/2"x 6 1/2" rectangle; One (1) 2 1/2"x 8 1/2" rectangle

Referring to placement guide:

Sew 1 background sq. to flower center, press seam toward yellow; sew 4 1/2" rectangle to long edge

Fold remaining background squares on the diagonal and place right sides together on **flower pedal** and **leaf** rectangles. Sew next to the diagonal fold, cut away underneath excess leaving 1/4" seam

(be sure you refer to the drawing to get the diagonals going in the right direction)

Sew 4 1/2" pedal to center unit, sew 6 1/2" pedal to resulting unit.

Sew 6 1/2" leaf to pedal unit, sew 8 1/2" leaf to resulting unit. Press. Should measure 8 1/2".

Optional—alternate block cut:

Background: Four (4) 2 1/2" squares and two (2) 4 1/2" squares

Medium to Dark Green: Four (4) 2 1/2" squares

Referring to placement guide: Sew 2 1/2" squares into two four patch units

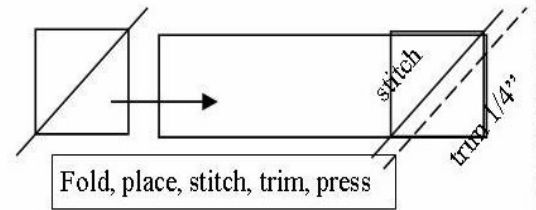
Sew these units to 4 1/2" squares and then the resulting units together as shown.

Beauti-Blooms Bountiful

REQG Block of the Month

April 08 *Piecing*

8 1/2" block unfinished



Referring to placement guide:

Sew 1 background sq. to flower center, press seam toward yellow; sew 4 1/2" rectangle to long edge

Fold remaining background squares on the diagonal and place right sides together on **flower pedal** and **leaf** rectangles. Sew next to the diagonal fold, cut away underneath excess leaving 1/4" seam

(be sure you refer to the drawing to get the diagonals going in the right direction)

Sew 4 1/2" pedal to center unit, sew 6 1/2" pedal to resulting unit.

Sew 6 1/2" leaf to pedal unit, sew 8 1/2" leaf to resulting unit. Press. Should measure 8 1/2".

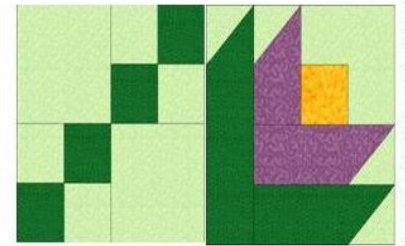
Optional—alternate block cut:

Background: Four (4) 2 1/2" squares and two (2) 4 1/2" squares

Medium to Dark Green: Four (4) 2 1/2" squares

Referring to placement guide: Sew 2 1/2" squares into two four patch units

Sew these units to 4 1/2" squares and then the resulting units together as shown.



Bring your completed blocks to the April meeting. Place your name in the box for each block you make. Pat Durbin, Eureka, CA ©

Ladies, the best is yet to come ...

APRIL Tech Workshop – come and learn something new

MAY Steve Albright on quilt history and a trunk show of some of his newly acquired quilts

JUNE potluck – a time to remember the times and quilts that we have or are about to complete – don't forget Show & Tell

LORNA MATHEWS-JENSEN & SHERRILL ADAMS



Boyd Sewing and Vacuum

BERNINA BABYLOCK
VIKING ELNA


Sewing Classes
1595 Myrtle Avenue, Eureka, CA 95501
(707) 443-0950

Ready Reference

Fat Quarter:	18" x 22"
Premie Quilts:	14" x 14"
Doll Quilts	18" x 18" to 28" x 28"
Community Quilts	45" x 60" (minimum)
Cradle Blanket	30" x 30" (minimum) to 35" x 35"

REQG 2008 CHALLENGE

SWAMP PATCH



	Block Basics			Rotary Cutting			
	Patch	Shape	Total Needed	Strip Width (in inches)	Squares to Cut	Cut Size (in inches)	Next Cut
LIGHT 1	A		4	4 1/4	1	4 1/4 x 4 1/4	
LIGHT 2	B		4	4 1/4	1	4 1/4 x 4 1/4	
	C		4	3 7/8	2	3 7/8 x 3 7/8	
MEDIUM	D		4	3 7/8	2	3 7/8 x 3 7/8	
DARK 1	E		8	4 1/4	2	4 1/4 x 4 1/4	
DARK 2	F		1	3 1/2	1	3 1/2 x 3 1/2	—

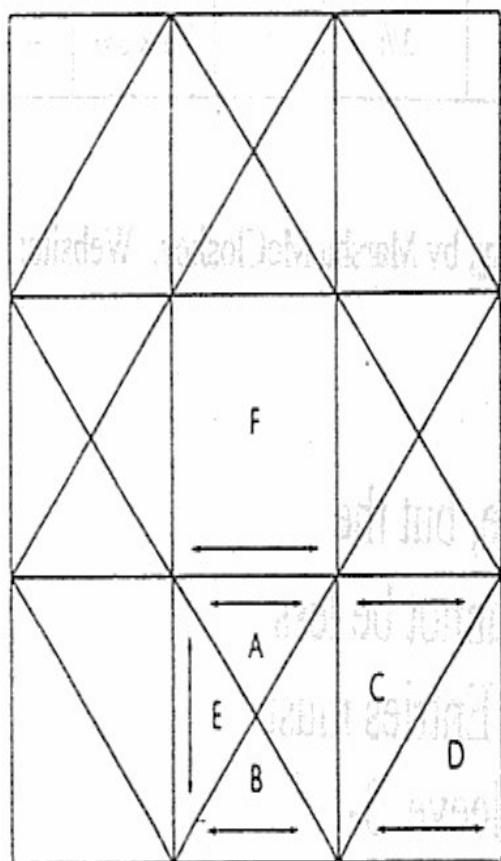
Permission given by Marsha McCloskey, Eugene, OR, from the book, **Block Party**, by Marsha McCloskey. Website: www.MarshaMcCloskey.com.

Challenge Rules:

1. The Challenge Entry can be of any shape, but the combined total of all sides of the quilt cannot be less than 80 inches or more than 180 inches. Entries must be quilted and finished with a hanging sleeve. 3-dimensional entries are allowed.
2. Block must be recognizable.
3. Lime green fabric must be used.
4. Entries may be pieced, appliquéd, or mixed techniques; hand or machine quilted, embellished or painted. Any technique or combination of techniques may be used.
5. You do not need to keep your design a secret from your quilting friends, but you cannot show it at a REQG meeting or Show and Tell prior to the 2009 January meeting.

Suggestions on how you can change the block:

1. Miniaturize it.
2. Fracture it.
3. Enlarge it.
4. Set on point.
5. Create secondary pattern



FOR QUESTIONS CALL:

Helen Saunders

Edith Goggin

Pauline Pire

443-2619

443-1370

442-7556

REDWOOD EMPIRE
 QUILTERS
 GUILD NEWSLETTER
 P.O.Box 5071

NON-PROFIT ORG
 US POSTAGE PAID
 PERMIT NO. 36
 EUREKA, CA

DATED MATERIAL



Thursday, April 3, 2008
 At Redwood Acres
 3750 Harris Street
 Eureka, CA 95501

Hospitality Meeting	6:30 pm 7:00 pm
Memberships:	
Annual Dues	\$25.00
Associate Member, newsletter only	\$15.00
Junior Associated Member (age 12-17)	\$15.00
Guest Donation	\$ 1.00
Special Meeting	\$ 5.00

Don't Forget:

- Personal beverage holder with lid
- Block of the Month/ Fat Quarter Raffle
- Raffle Table Item
- Community, Preemie and Doll Quilts
- Library Book(s) & Fine
- Name Tag
- Show and Tell Items

