



Redwood Remnants

February 2009

Redwood Empire Quilters Guild Newsletter

PRESIDENTS PIECE

Hello everyone:

Now we have a new year to start making plans for our quilt show in July. Has everyone got their tickets to sale for the Opportunity Quilt? Hopefully we have the biggest year ever for sales, with all your help we can.

I sure did enjoy all those challenge quilts at our January meeting some of you sure have a lot of imagination.

Now that we have Christmas and all behind us it is time to try to find an educational opportunity for yourself. Whether it's a machine embroidery class at your favorite quilt shop, or a quilting technique that you have not tried. It will lift your spirits, and you'll likely make a new friend as well. So get out there and try something new and let us hear about it, maybe someone else would like to try it to.

See you all at the February meeting.

Your President
Betty Hendrickson

CHALLENGE QUILT

Helen, Pauline, Edith and Dorothy

Congratulations to everyone that participated in the challenge. You all did a spectacular job. The show was so impressive and as a committee we felt so gratified to see all of those quilts on display. There were 26 quilts including the 3-D items. We wish to THANK the following businesses for their help with the prizes; Ocean Wave Quilts, Scottie Dog Quilts, Fortuna Fabric and Things, and Susie Sews/Susie Freese. Prizes went to the following people:

Best Interpretation of Block: 1st: Dianne May; 2nd: Mary Hall; 3rd: Molly Miles.

Best use of Lime Color: 1st: Dianne May; 2nd: Donna Hauser; 3rd: Helen Gersbach

Best 3-D/Dimensional: 1st: Maggie Stimson; 2nd: Cheryl Pekar; 3rd: Jody Rosconi

Most Humors: 1st: Betty Hendrickson; 2nd: Cheryl Pekar; 3rd: Leta Wilson

Best Hand Quilting: 1st: Judy Degraff; 2nd: Cynthia Causley; 3rd: Marilyn Zizza

Best Machine Quilting: 1st: Jerry Smeltzer; 2nd: Helen Gersbach; 3rd: Dianne May

Viewers Choice: Edith Harmer

We will all look forward to seeing these items in the Quilt Show in July 2009. The next Challenge will be given out to the guild members in January 2010 and unveiled in January 2011. See you then.

REQG Publicity

We were fortunate to have a photographer visit our January meeting and photograph some of our members and their beautiful quilts. I have been notified by the Features Editor that an article will appear in the January 15, 2009 *Times-Standard* as a result of this visit.

Also, in the next two or three weeks, I will submit an article to the *Times-Standard* featuring the beautiful Challenge quilts and 3D works which our members presented at the January meeting. Hopefully, the paper will also include pictures of these works of art.

Please email me or see me during any of our meetings if you have suggestions for news articles. I appreciate all of the ideas you can give me.

Jean Avant, Publicity

Greetings again from membership -

It is always so nice to see all of you at the meetings, even if I can't remember all your names. What a treat it was, seeing all those great Challenge Quilts. I wish that I had had the time to do one myself. Hopefully, next time I can. Right now, I'm trying to get entries ready for the quilt show, and I can't wait to see all of your entries. We had 96 people sign in at the last meeting and 11 visitors. Some of them may be potential members. Our total membership stands at 156.

I want to thank two people for their donations to my 4H girls' sewing group. Tahme Clark gave us tons of fabric, enough to fill eight big plastic storage boxes. Kathi Branum gave us fabric, a ruler, cutter, and more is on the way. We are really getting into sewing. It is certainly a challenge, teaching someone 10 years old from scratch. They have made aprons and pillow cases, and I'm going to start teaching them how to piece quilts and sew clothes and make crafty fabric projects. Again, if anyone has a working sewing machine that they would like to donate to the 4H organization, please let me know. I believe one of the ones we use was donated by Marilyn Kerr, years ago. Also, there are other 4H groups in our area that are in need of machines, so they can start a sewing group.

That's it for now, see you at the next meeting,
Pat Reeves

PRICING YOUR QUILT

Quilters who are deciding for the first time to offer a quilt or quilted item for sale at the *Heart of the Redwoods Quilt Show* in July 2009 may be having a difficult time determining what price to ask. Here are a few things to consider:

~Who are your potential customers at our quilt show? What would you anticipate their level of spending to be?

~What are the costs involved in making your quilt? Consider the costs of fabrics, batting, thread, professional quilting and miscellaneous costs such as rotary blades, travel costs to quilt stores, etc.

~Consider your time spent on all phases of the quilt (designing, cutting, piecing, appliquéing, sewing, measuring, basting, quilting, sewing binding, etc.)

~Factor in % going to guild. 25% will go to one of the three guilds you select.

~Prices of comparable quilts.

~Added value for original work.

For Art Quilts the same questions need to be asked regarding costs, but other factors may be add to the retail value of the item: reputation of maker-awards won, books written, featured in magazines, etc. (See *Quilting Arts Magazine*, Feb/Mar 2007, "What Price Art? Objectively Pricing Your Art Quilts" by Jamie Fingal.)

Do not undervalue your work! Quilters need to help the public understand that there is a lot of money and time invested in making a quilt. Most of our quilts are made with good quality fabric and with skills developed over time. Quilters invest in quilting classes, books and other learning opportunities. It may be helpful to discuss pricing with quilting friends. In the end the price you ask for your quilt/quilted item is your own personal decision, but please consider all of the costs that contribute to making a good quilt.

Janet Fesler, Quilt Sales Chairperson
2009 Heart of the Redwoods Quilt Show
Redwood Empire Quilt Guild

Happy Birthday February

Alverna Moore ----- 01
Jean Avant ----- 09
Gail Dibble ----- 09
Darlene Garrity ----- 09
Kathi Branum ----- 10
Susie Freese ----- 10
Betty Jean Benson ----- 13
Marilyn Kerr ----- 14
Betty Camp ----- 16
Molly Miles ----- 17
Donna Hauser ----- 20
Helen Saunders ----- 20
Gazella Wike ----- 20
Joanne Vvina ----- 25
Barbara Redner ----- 27



QUILT SHOW -HELP

We gave a quilt show binder marked: "Set-up and Take down" so someone at one of the regular meetings and we now have a new chairman for that committee. We need the binder back as soon as possible to give to the new chair. Please call Teresa @ 443-2120, or Carol @ 6770369.

Thank you so much. Teresa

Fat Quarter Raffle Amy & Anna Gomes


February Red and Valentine.
March Lucky Green
April Tropical
May Flowers
June Yellow & Orange

The Redwood Remnants is published monthly by the Redwood Empire Quilters Guild, P.O.Box 5071, Eureka, CA 95502 -50071

WWW.REQG.COM



**R.E.Q.G.
Balance Sheet
December 31, 2008**



ASSETS

Umpqua Bank-Checking	8,777.41
Umpqua Bank-Savings	18,959.25
Total Cash	27,736.66
Fixed Assets	3,265.44
Total Assets	31,002.10

LIABILITIES & EQUITY

Current Liabilities	0.72
Equity	
Capital	21,783.70
Retained Earnings	9,396.59
Net Income (Loss) YTD	(178.92)
Total Liabilities & Equity	31,002.10

**Income Statement
Month of December, 2008**

Income: Membership Dues	25.00
Expense:	
Fee & dues	20.00
Newsletter-Printing/Supplies	124.04
Opportunity Quilt-Raffle Ticket Cost	64.60
Rent-Storage Unit, 6 months	632.50
Total Expense	841.14
Net Income (Loss)	(816.14)

COMMUNITY QUILTS

Hi everyone. My first item of business is to thank all of you for your prayers and for the support and caring you have shown to my husband and myself during our healing process. Quilters are the most compassionate and caring people on this earth. I am fortunate indeed to wander among you.

Pillow cases for Mad River Hospital is and ongoing endeavor. We have delivered 67 completed cases at this time and the hospital was thrilled to get them. The need will continue as those small pillow cases are sent home with the patient. The finished size is 12" x 17." There are many different methods for making these pillow cases and all of them are perfectly acceptable. Please continue to make small cases from your odds and ends of fabric. I will have some "blanks" cut and available at the next meeting for your sewing pleasure.

Community Quilts sewing days are beginning again and I am anxious to get started. Future dates have been scheduled and I look forward to sewing with those of you who can attend. Please come join us at anytime between 10am and 4pm for one of these fun and productive days:

January 17th @ Scottie Dog Quilts
February 21st @ Scottie Dog Quilts
March 28th @ Ocean Wave Quilts.

The Community Quilt Countdown is....

36 Quilts in the closet for immediate needs. 6 Quilts out to members for binding. 3 quilt tops awaiting their turn at the quilters. 13 kits for future sewing days or individual sewing. 11 Kits out to members for various stages of the quilting process. (If you have a kit and find you are unable to finish it please return it. Life happens while we are busy making plans.)

To become a skilled machine quilter it takes practice, practice, practice!!! I have been honing my machine quilting skills on a few of the community quilts and it's a lot of fun. If you would like practice without fear of ruining that wonderful top that took weeks to piece why not hone those skills on a Community Quilt? Call me I'm sure I can pair you with a Community Quilt for practicing. (If a Community Quilt seems too large why not practice on a Doll or Premie quilt?)

On Behalf of Community Quilts
Sharon Stewart
707-839-8416 (home)



Upcoming Events February 2009 and forward

By Edith Harmer

Feb 3-April 26 "Changing Landscapes: Contemporary Chinese Fiber Art" work by 48 artists San Jose Museum of Quilts & Textiles, 520 So First St. San Jose. Adm \$6.50 general, \$5 students & seniors, Tues-Sunday 10-5, closed Mondays & major holidays.

More info 408-971-0323 or www.sjqiltmuseum.org

Feb. 6-8 Fri and Sat 10-5, Sun. 10-4. Folsom Quilt and Fiber Guild presents 24th annual show. "Whispers of the Past". Folsom Community Center, 52 Natoma St. Folsom, CA Adm. \$7.

Feb 21 & 22 Sat 10-5 Sun 10-4, "The Universe of Quilts: Yours to Discover" Pajaro Valley Quilt Association, Santa Cruz Co. Fairgrounds, 2601 E. Lake Ave, Watsonville. Adm: \$8, 7 for seniors, 6 in advance www.pvqa.org/

March 7 & 8 (10-5 & 10-4) "Symphony of Color" Quilt show and sale. Concourse Exhibition Center, 635-8th St. at Brannan St. San Francisco, more info: www.sfquiltersguild.org



NEWSLETTER GUIDELINES

Newsletter items of general interest are accepted from all members of REQG. Business memberships include a 1/4 page ad in each newsletter for the REQG year. Members are welcome to submit a copy-ready ad in the following sizes:

Business card	\$ 5.00
1/4 page	\$10.00
1/2 page	\$20.00
Full page	\$40.00

REQGNLBARRY1@AOL.COM



Raffle Table

Thank you for all your support. Both in donating items and of course purchasing tickets. The monies we make from this table help pay the monthly rent. We made \$112.00 on the table last month.

Keep those items coming and the dollars flowing.

Alverna "Bump" Moore

Redwood Empire Quilters Guild Board Minutes January 12, 2009

The following summarizes the Board of Directors meeting of January 12, 2009. A full copy of the minutes is available on the REQG website, at the monthly meeting, or by request. The meeting convened at 6:30 p.m. with 14 members in attendance. The minutes of November 10, 2008 were approved as corrected. Upcoming monthly programs include: February, "Meet the Teachers"; March, Flea Market; April, pending but possibly a quilted garment program; May, nomination of officers for 2009-2010; June, election of officers/potluck. For the special programs, a basic quilting skills workshop is tentatively planned for late spring and possibly early fall. Standing Committee Reports include: Two upcoming sewing days are scheduled for the Community Quilt Liaison Committee - Jan 17 and Feb 21 at Scottie Dog Quilts from 10 a.m. to 4 p.m. It was moved, seconded, and carried that quilting bins be purchased for use by the committee. The Library Committee is ordering a stamp to better identify guild quilts. Membership stands at 156. The monthly newsletter is getting out-of-hand. A committee comprised of Linda Barry, Carol Hansen, and Susie Freese will meet to generate some new ideas. New pictures of the Opportunity Quilt will be available shortly. Featured quilters of the 2009 Quilt Show will be charter members Dorothy Cowan, Edith Goggins, Pauline Pire and Helen Saunder. Special Committee reports: The Block of the Month program will be revamped to be a "true" BOM. A total of 308 doll quilts were distributed at Christmas. There was some concern noted about the passage of the Consumer Product Safety Improvement Act of 2008 and how it might affect the guild's activities. The Challenge Quilt was a real success with 26 participants. An article should be appearing in the Times-Standard shortly. Please remember to turn in pictures and information about the guild's events and activities to the guild historian. It was M, S, C to approve the recommendations of this year's Humboldt Area Foundation committee for \$1500 of grants. In addition, it was M,S,C to approve honorariums of \$25 for Robert Markin and Joyce Scott. New Business: Three items: The 2009 Opportunity Quilt will be hanging at The Studio; new member information will be placed on the REQG website; and it was suggested that a member survey be conducted at the end of each year to help in future planning. Meeting adjourned at 8:20 p.m.

MARCH BLOCK OF THE MONTH

Windmill Crossing

12 1/2" x 12 1/2"

COLOR: Greens

Cutting instructions

- Fabric B: cut 2 - 4 1/4" squares
- Fabric E: cut 4 - 4 1/4" squares
8 - 3 1/2" squares
- Fabric F: cut 2 - 4 1/4" squares
4 - 3 1/2" x 6 1/2" pieces

Piecing the half square triangle units

Draw a diagonal line, on the wrong side of the 4, 4 1/4" fabric E squares. Pair 2 fabric E squares, right sides together, with 2, 4 1/4" fabric F squares. Pair the 2, 4 1/4" fabric B squares with the remaining fabric E squares. Stitch 1/4" on each side of the drawn line. (see below) Cut apart on drawn line and press seam towards the darker fabric. Using a square ruler, with a 45 degree line, (place the line on the diagonal seam) square the half-square triangles to 3 1/2". You should have 8, half square triangles.



Pencil and cutting line

Piecing the flying geese units

Draw a diagonal line on the wrong side of the 8, 3 1/2" fabric E squares. With right sides together, place a 3 1/2" fabric E square on the corner of a 3 1/2" x 6 1/2" fabric F piece. Stitch on the diagonal line. (fig. a) Do this with all 4 fabric F rectangles. Press triangles away from the center. Trim away center layer of fabric to reduce bulk. Repeat on the opposite corner. (fig. b)





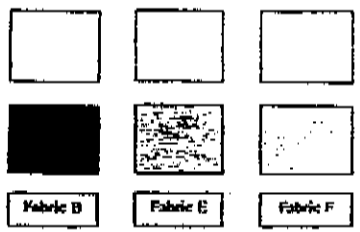
fig. a



fig. b



Piece center unit together. (stitch top two squares together, then bottom two, then stitch center, horizontal seam) Piece into horizontal rows. Stitch rows together to complete the block. Press in the direction of the arrows. The block should measure 12 1/2".



DIGITAL PRINTING & COPY
BLACK & WHITE & FULL COLOR
 100% Satisfaction Guaranteed
 24 Hour Service
 100% Locally Owned & Operated Since 1988

707-441-1111
 100% Locally Owned & Operated Since 1988

SPROULE STUDIOS
 April Sproule
 Where Quilts Become Art

Professional Machine Quilting
 6 Week Lead Time
 Now Accepting Advance Bookings
 Traditional or Contemporary
 (707) 725-9124
 www.sproulestudios.com

REQG Programs

Feb. 5th . . . MEET THE TEACHERS
 What is being taught this Spring, materials needed, cost, location, and more . . .

Mar. 5th . . . FLEA MARKET
 \$5 per table, bring your own change - items for show and sale: FQs, kits, ladders, hang-ups, and much, much more.

Apr. 2nd . . . WEARABLE FASHION SHOW
 To be hosted by Nola Flynn, and also STAR BLOCK OF THE MONTH PRESENTED by Susie Freese

May 7th . . . REQG Show review of entries and quilt entry pictures; and also Nominations for REQG Officers: 1st Vice-President, Secretary, and Parliamentarian

June 4th . . . POTLUCK and election of officers.
 July 18 & 19th . . . REQG Show

Grant Textile Awards that come back to Community . . . Show & tell for last year's recipients, and announcement of this year's recipients. . . . date(s) to be announced.

If you want to participate in these programs, please contact Sherrill Adams at her email: sherrilladams@gmail.com or Mathews-Jensen at her email: mathewsjensen@yahoo.com or her cell 707-888-2476.

Lorna on

MENTORS
 Wanted & Needed

If you are interested in being a mentor to a new quilter, please stop by the membership table and put your name on the list.

If you are in need of a mentor also sign up at the membership table.

This information will be published into the news letter for future reference

Library
 Susie Freese

We have books...come by and look the cart over. We also have rulers, etc that can be checked out for your use.

We have had a request for straight back wooden chairs by several of our members. If you have one or two that you would like to donate to the guild it would be appreciated. They will be stored in the back room.

Susie Sews
 Machine Quilting
 Susie Freese, Owner
 1502 D Street
 Eureka
 (707) 445-5844
 Email: Susiesew@pacbell.net

TEXTILE TRADITIONS

- Ethnic, Art & Repro Print Fabrics
- Complete Quilter's Supply
- Classes, Retreats & Fun!

Hours: Mon-Sat, 10AM-6PM
 555-C Main St., PO Box 3277
 Weaverville, CA 96093-3277
 (530) 623-6454
 www.textiletraditions.com



Penfold-Leavitt Insurance Agency, Inc.

Linda L. Barry

Property & Casualty Agent
CA License # 0C68788

2109 First St., Eureka, CA

Phone: 707-444-8035

Fax: 707-443-9539

Email: linda-barry@leavitt.com

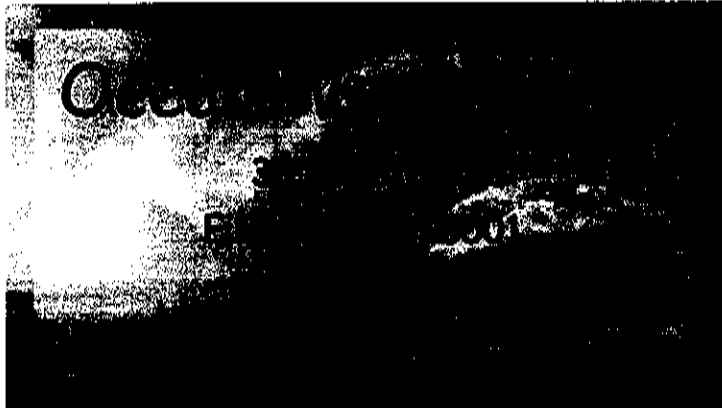
**"IT'S THE SERVICE
THAT MAKES THE DIFFERENCE"**



**2825 F ST.
EUREKA
443-3158
Fax 443-0547
www.pacificpaperco.com**



**833 H ST
ARCATA
822-0527
Fax 822-0546
www.arcatastationers.com**



Boyd Sewing and Vacuum

BERNINA VIKING BABYLOCK ELNA

**Sewing Classes
1595 Myrtle Avenue, Eureka, CA 95501**

Fortuna Fabrics & Crafts

2045 Main Street, Fortuna, CA 95540
(in the Rays Food Place Shopping Center)

Phone & Fax: 725-2501 hours: M-F 10-5:30 Sat 10-4:00

Where you find friendly and knowledgeable help...and pretty much everything you need for all your handmade works of art. Special orders available. Come see what's new!

Scottie Dog Quilts

302 W. Harris St.
Eureka, CA 95503
707-444-9662



Mon. 10-9 pm
Tues.-Fri. 10-5:30 pm
Sat. 10-4 pm

We have the largest selection of 100% Cotton fabrics on the North coast!

ScottieDogQuilts.com
Shop in your PJs and pick it up at the store!

QUILTERS' ESCAPE 2009

May 10 thru 14 California North Coast \$625
featuring:

**Carol Taylor
Jane Hall
Pam Holland**

**Melinda Bula
Sandra Leichner
Margaret Miller**

SASA - brochure to Quilters' Escape, 3414 K Street, Eureka, CA 95503
Additional information, Dixie McBride (707) 442-0081



INTERSTATE BATTERY SYSTEM OF THE COASTAL RANGES
516 WEST 15TH • EUREKA, CA 95501
E-MAIL: ib4513@worldnet.att.net

Kathi Branum
Distributor

**(707) 445-3259
Fax (707) 445-5815**



2000 WINSTON CUP CHAMPION

Thursday, February 5, 2009
Redwood Acres
3750 Harris Street
Eureka, CA

Hospitality Meeting	6:30 pm 7:00 pm
Membership:	
Annual Dues	\$25.00
Associate Member, newsletter only	\$15.00
Junior Associated Member (age 12-17)	\$15.00
Guest Donation	\$ 3.00
Special Meeting	\$ 5.00

Don't Forget:

Place setting
Personal beverage holder with lid
Block of the Month/ Fat Quarter Raffle
Community, Preemie and Doll Quilts
Library Book(s) & Fine
Show and Tell Items
Raffle

REDWOOD EMPIRE
QUILTERS GUILD
P.O.Box 5071
Eureka, CA 95501

Non-Profit Org
US Postage Paid
Permit No 36
Eureka, CA

