

Redwood Remnants



Redwood Empire Quilters Guild Newsletter

February 2011

President's Piece

Dressed For Quilting

With the cold weather hitting us so hard last month, I decided to break out my flannel lined jeans buried in the bottom drawer of my dresser. I put them on and went to work machine quilting. Everything was fine until I finished for the day and went down to my sewing room. The minute I sat down I was short of breath. The jeans were cutting into my waist and pushing my ribs up into my neck. I couldn't figure out what was happening. My clothes had never given me this much trouble. And then it hit me. The jeans I was wearing didn't have that essential item that was in my other clothing. Yes, I'm talking about that magic fiber called Spandex.

That wonderful man-made fiber that is the friend of quilters everywhere. This magical fiber enables us to sit and sew for hours at a time in total comfort all the while keeping our favorite snacks close at hand. We quilters have always hailed cotton as our favorite fiber. But I must say I would never get as much done without my friend Spandex. I applaud the designer who combined our favorite fiber cotton, with this other fiber Spandex, to give us the perfect clothing to wear while pursuing our passion of quilting.

And, yes, you can wear this clothing when housecleaning too. But it isn't nearly as much fun.

Happy Quilting and Snacking,

Susie Freese

Basket Auction

Our February meeting will be a "basket" auction. This year all of the proceeds from our auction are going to YOU! The funds are going to be used to bring in an additional national teacher/speaker. In case you don't know, it costs the guild \$3000.00 to \$4000.00 to bring in someone of this caliber, and it is becoming more difficult to bring in these teachers since many of them are traveling less or not at all. Our 2nd Vice President Amy Gomes is already busy looking for someone, so please pass on any suggestions to her.

There will be 3 parts to our auction: Live, Silent, and Raffle. **If you would like your "basket" to be in the Live auction or in the Raffle, please contact me immediately as we are limiting these to only 4 baskets each.**

Your "basket" can be any kind of container filled with goodies. It can have a theme (mine is all black and pink) or it can just be a collection of things. It does not have to be sewing or quilting related....it could be about cooking, gardening, books, etc. We do ask that the contents be new or gently used. You will deliver your basket when you arrive for the meeting. In the foyer of our building will be a registration table where your "basket" will be assigned a number, and a small amount of paperwork will be completed. You will then deliver the "basket" and paperwork to the appropriate table in the building.

Here are the procedures for each part of the auction:

(Continued on page 2)

Challenge Quilt Results

First of all we want to thank everyone who participated in the quilt challenge. We thoroughly enjoyed this project, and we hope it was a lot of fun for everyone. We only wish that there had been time for all participants to talk about their quilt entries, so we hope that you'll bring your quilts to the next meeting and share their stories. Here are the winners of the challenge:

Viewers Choice:--Nancy Ambrosini

Best Hand Quilting:--Molly Miles

Best Machine Quilting:--

1st--Judy Royer

2nd--Helen Gersbach

3rd--Cheryl Pekar

Most Humorous:--Joan Venti

Best Three Dimensional:--Ted Collins

Best use of Challenge Color and Polka Dots:

1st--Judy Royer

2nd--Helen Gersbach

3rd--Nancy Ambrosini

Again, we want to thank everyone for the excellent participation. We had a total of 29 quilts in the challenge. These will all be on display at the quilt show this summer.

Gerry Smeltzer and Diane May

Thank you Rita!

Rita Limmer has stepped forward and donated a gently used laptop for the Membership Committee. We greatly appreciate you thinking of us, Rita! We will put it to very good use.

Thanks, again, Maggie Stimson



Upcoming National Speaker and Class

Don't miss out...please find me at our February Guild meeting to sign up for our exciting March classes with Jodi Barrows. You can check out the quilts at our next meeting, which will be hung up front along with all the information about the classes. Learning a new technique will save you time and you can use whatever colors fit your style.

At our March 3rd Guild meeting, our national speaker, Jodi Barrows from north Texas, will be entertaining us with an informative lecture and trunk show highlighting her revolutionary new ruler and sewing system, "Square in a Square," quilt making. Jodi has written numerous books, developed her own fabric lines, and invented four cool cutting tools. You can see more of Jodi's work at her website following this link: www.squareinasquare.com or watch Jodi in a live video link at www.squarequilting.com. (There's even a link to our Guild's website on her site!)

And as always, following our guild meeting, Jodi will be teaching two great classes: On Friday, March 4th, will be "Prairie Claw", (approx. 45"x 45"), and on Saturday, March 5th, Jodi will teach "Ohio Star" (36"x 40"). Both are **suitable for beginners to advanced quilters** and **both classes will have rulers and books provided at no cost** for quilters to use and try out. The classes are \$35 each, are from 9:00 a.m. to 3:30 p.m., with a half-hour brown-bag lunch break, and will be held at: *Redwood Acres, Arts & Crafts Building, Eureka.*

If you have any questions or would like to enroll in the classes, please call 786-4667 or email gagomes@suddenlink.net, and I will help you sign up and send you a materials list. See you at the meeting!

Thanks, Amy Gomes, 2nd Vice President



The Fruits of Your Labor

To the left is a photo of our bookkeeper's new grandchild on a quilt given to the newborn, Sophia, at St. Joseph's Hospital upon her premature birth on December 24, 2010.

We want to let the guild members know that their generosity of cutting, sewing, and quilting these little treasures makes the new parents feel happy during a stressful time in their lives and that the little quilts actually end up with a newborn. According to their grandmother, Nancy (our employee), the parents are going to put the quilt up over Sophia's crib because they love it so much!

Amy Gomes

Requests for Fabric

Two of our grant recipients are in need of good quality fabrics for their projects, and any donations that members might have would be appreciated. Amounts don't have to be large, as we all know, but even small pieces to coordinate with other fabrics are always needed. Donations help stretch the value of their grants in these very worthwhile projects.

Grant recipients will be present at the February guild meeting.

Thanks, Edith

Blood Bank Quilts

Thanks to everyone who brought quilts for the blood bank showing. It's so nice to see new folks participating! The quilts are so very much appreciated and look beautiful. Celeste, the "Ladder Lady," did a great job. Drop in and enjoy the 'show'.

Edith Harmer

Preemie Quilts Distributed to Local Hospitals

Fifty-five handsomely decorated preemie quilts were distributed to the three local hospitals in January. The quilts were made of quilter's cotton and flannel. They were made with left-over quilt squares and fussy cut children's fabrics. Some were bright and bold and others were soft pastels.

Regardless of the pattern or color, all the quilts were attractive and made with care. A label was attached to each quilt congratulating the parents and welcoming the newborn.

Keep those preemie quilts coming. Our next shipment will be sent to San Francisco where our very smallest and most fragile newborns are sent until they are stable and able to go home with their parents.

Nancy Frost

Community Quilts

It's almost February, doesn't seem possible. The last few months have raced by so quickly, and I feel like I haven't gotten much done. Working full time and commuting really cut into my spare time. Not having anywhere to sew for over a month (Christmas tree and all), not even the living room. As quickly as the year is going by, this too is changing. My youngest son is moving south, 9 1/2 hours away, (as my husband drives) and I will be moving into his room. Bittersweet it is, and I'm told I will get over the "my baby is leaving" pretty quick.

The next big Community Quilt event will be at the National Quilting Day in March at the Eureka Women's Club on March 18, 19, and 20. You can work on personal projects or community quilt kits, or both. It will be a wonderful way to work together as a guild creating gifts of quilts to those in need in our community. I am excited about the wonderful fabrics, the patterns we are using, and the real sense of community that comes from working together. I'd like to thank everyone in the guild who helps in any way from donating fabrics, pressing fabric, cutting kits, sewing, and quilting. And how about all the quilts flying off the table to be bound! It's really amazing. Thank you all.

If you have a kit or top in any stage and can't finish it, please bring it back. We won't chide you and will be happy to find a new home for it.

Please call me if you would like to help prepare kits. We are very flexible, and I can bring you fabric and patterns to work on at home.

If you know of anyone in need of community quilts please call me.

Sherrill Adams Community Liaison,

Opportunity Quilt Ticket Sales

Raffle ticket sales are a very important part of our fundraising efforts. So thank you to all those who have already turned in your raffle tickets! Please remember to put your name in the prize drawing once for every 5 packets of tickets you sell.

Each month there will be two names drawn to win seller's prizes. The lucky winners at the January meeting were Jeanne O'Neale and Sarah Gulrich. Remember that at the end of the raffle, prizes will be given to the top three ticket sellers (not including sales at events).

We have been busy setting up opportunities to show the quilt at local businesses and events, but we could use some help. Here's the schedule so far:

January 21 from 6 p.m. to 8 p.m. at Plaza Design in McKinleyville
 January 22 from 10 a.m. to 4 p.m. at Pierson's Building Center
 January 28 from 10 a.m. to 4 p.m. at Coast Central Credit Union (Guintoli Ln, Arcata)
 February 12 from 10 a.m. to 4 p.m. at Pierson's Building Center
 February 28 from 10 a.m. to 4 p.m. at Coast Central Credit Union (Guintoli Ln)
 March 17 – March 19 at the Logging Conference (Redwood Acres)
 April 30 – May 1 at Donkey Days (Ft. Humboldt)
 May 7 from 10 a.m. to 4 p.m. at the Mother's Day Quilt Show in Laytonville

If you can help us sell tickets, or if you have any suggestions of additional events or venues, contact Dottie Lewis or Jeannie Buerer.

Happy Birthday

February

- 01 Alverna M. Moore
- 01 Judy Royer
- 07 Barbara Brown
- 07 Sherrie Fielder
- 09 Jean Avant
- 10 Kathi Branum
- 10 Peggy Elliot
- 10 Susie Freese
- 13 Betty Jean Benson
- 14 Bettyann Biringer-Rehm
- 14 Marilyn Kerr
- 14 Paula Wonderley
- 17 Molly Miles
- 19 Kathie Aoki
- 20 Donna Hauser
- 20 Delma Pfanenstiel
- 20 Helen Saunders
- 20 Gazella Wike
- 25 Joanne Vina

Helloo from the Membership Committee

We had a great crowd for the unveiling of the Jerry Smeltzer and Diane May 2010-11 Quilt Challenge: 88 Individual Members, 1 Associate Member, 5 Business Members, 2 Business Associate Members, 1 Junior Member, 2 **New** Members, and 6 guests for a total of 105! Wow!

Total membership for the year, so far, is as follows: 137 Individual Members, 8 Business Members, 3 Business Associates, 1 Associate, 2 Junior Members for a total of 151 members.

Maggie Stimson

Big Birthday Wishes for Edith Goggin!

So sorry Edith for the typing error last month! Edith Harmer got the Newsletter Birthday listing instead of you! :- (My very humble apologies! I hope you have a wonderful year. Many good wishes to you!

P.S. Sorry to Ms. Harmer as well. We really don't need to have extra birthdays, do we!

Maggie Stimson

REQG Financial Information**Marketplace for Quilt Show**

There were 16 guild members signed up at the January meeting as being interested in putting items in the marketplace at the summer quilt show. What a wonderful beginning!

Listed items included children's crayon holders, fabric bowls, pillow cases, fancy pillows, and quilted checkerboards. The ideas so far have been great and should surely find buyers at the show. But, we need a lot more people contributing to make the marketplace a success.

Now is the time to clean out your stash and make a few items that others can enjoy. The marketplace has a large space, and we need to fill it with items. So please contribute. A sign-up sheet will be circulated again at the February meeting, and we hope to see many more names on the list as well as more items and more of each type of item.

The Marketplace Committee

SHOW AND TELL

The Challenge Quilts were awesome! For our February meeting, those displaying Challenge Quilts who did not have a chance to speak, please bring your entries back and share your story with us.

We would all love to see any of your quilts and projects this February. Any Valentine quilts or tops ready to be admired yet? Love to see them.

QUILT ON!

Charity and Mimi

**Upcoming Events - February 2011
by Edith Harmer**

Feb. 11, 12, & 13, 2011: (10-5 on 11th & 12th, 10-4 on 13th) Folsom Quilt & Fiber Guild Annual Show. Folsom Community Center, 52 Natoma Street, Folsom, CA

Feb. 19 Color and Design by Jinny Beyer- Presented by the Friendship Quilters of San Diego- Mater Dei High School/Kassebaum Theater, Chula Vista, CA. 9:30-12:30 or 2-4:30. More info: <http://friendshipquilterssd.org/>

Feb. 22: Trunk show and lecture at Heart of California Quilt Guild (Featuring Pat Durbin) More info from Pat or: P.O. Box 834 Madera, CA 93637. Held at Frank Bergon Senior Citizens Center South D St. in Madera.

Feb. 26 & 27 10-5 Symphony of Color-Quilt Show and Sale. The Concourse Exhibition Center, 635 8th St. San Francisco, CA. By San Francisco Quilters Guild, 14th Biennial show, many features with over 300 entries of quilts & wearable art. More info: www.sfquiltersguild.org

Don't forget to sign up for participating in our own National Quilting Days that Cheryl is lining up for March 18, 19, & 20.

Think ahead to May also....Quilters' Escape is taking reservations. Five days full of classes dinners, lectures at River Lodge Conference Center in Fortuna May 8th -12th.

Block of the Month

Kindred Spirits Block Six A and B

Cutting Instructions

Fabrics Block Six A

Fabrics Block Six B

A1--Cream

Cut 4 - 2¹/₂" x 4¹/₂"
Cut 2 - 3" x 3"

B1--Cream

Cut 4 - 2¹/₂" x 4¹/₂"
Cut 2 - 3" x 3"

A2--Black Floral Tonal

Cut 2 - 3" x 3"

B2--Black Filigree

Cut 2 - 3" x 3"

A3--Green Sunflower Bud

Cut 4 - 2¹/₂" x 2¹/₂"

B3--Black Dot

Cut 4 - 2¹/₂" x 2¹/₂"

A4--Green Shadow Play

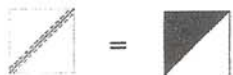
Cut 4 - 2¹/₂" x 2¹/₂"

B4--Cream Sunflower Bud


Cut 4 - 2¹/₂" x 2¹/₂"

Block Six A Construction

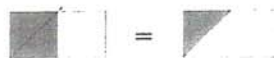
1. Layer a 3" square of fabric A1 and A2, right sides together. Draw a line diagonally on the lighter fabric as shown. Stitch a scant 1/4" on either side of the drawn line. Cut the sewn triangles apart along the drawn line in the diagram. Press the 2 half-square triangle units open. Repeat this step to make 2 more units. Trim the units to measure 2¹/₂" square.



2. Layer one half-square triangle unit with another, right sides together as shown below. Stitch along one side and press open. Repeat again with another set of half-square triangle units. Layer these two units right sides together in opposite directions as shown below. Stitch along one side and press open. The unit will measure 4¹/₂" by 4¹/₂".



3. Layer a 2¹/₂" square of fabric A3 and 2¹/₂" x 4¹/₂" rectangle of A1, right sides together as shown below. Stitch on a line drawn diagonally on the square as shown. Cut away the excess triangle corner and leave a 1/4" seam allowance. Press Open. Repeat to make 3 more units. The four units should measure 2¹/₂" by 4¹/₂".



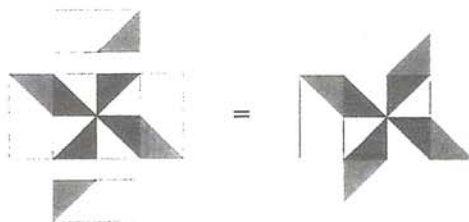
4. Stitch a 2¹/₂" square of fabric A4 to either side of the unit from Step 3 as shown below. Repeat with a second unit from Step 3. The two units should measure 2¹/₂" by 8¹/₂".



5. Stitch a unit from Step 3 to either side of the unit from Step 2 as shown below. The unit should measure 4¹/₂" by 8¹/₂".




6. Stitch the units from Step 4 and Step 5 together as shown below. The block should measure 8¹/₂" by 8¹/₂".



Block Six B Construction

1. Repeat steps 1 to 6 from Block Six A instructions substituting fabric B1, B2, B3 and B4. The block will match the figure shown below.



Kinetic Quilts and Crafts

2576 Knox Cove Drive
McKinleyville, CA 95519

Gladys Hartmann

707/633-5162
gladhart1@aol.com

Machine Quilting
and Beaded Jewelry



Announcing Pre-Opening Quilting Special

Any size quilt – quilted with a selected pantograph or meander. Client provides batting and back that are 4 inches larger than the top. One per customer. Only 50 at this price.

\$25.00

NEWSLETTER GUIDELINES

Newsletter items of general interest are accepted from all members of REQG. Business memberships include a business card-sized ad in each newsletter for the REQG year. Members are welcome to submit a copy-ready ad in the following sizes:

Business card size	\$ 5.00
1/4 page	\$10.00
1/2 page	\$20.00
Full page	\$40.00

If at all possible, please type articles in Microsoft Word or save as RTF format. If feasible, ads should be submitted in a graphic format via email or disk (jpeg preferred).

Send payment with ad to:
REQG—Treasurer
P.O. Box 5071
Eureka, CA 95502

Or send payment to above address and e-mail ad to reqnews@suddenlink.net -or- through the link at reqg.com

NEWSLETTER DEADLINE: 15th of the month

Ready Reference

Fat Quarter:	18" x 22"
Preemie Quilts:	14" x 14"
Doll Quilts:	18" x 18" to 28" x 28"
Community Quilts:	45" x 60" (min)
Cradle Blanket	30" x 30" (min) to 35" x 35"



Susie Sews

Machine Quilting
Susie Freese, Owner
1502 D Street
Eureka
(707) 445-5844

Email: Susiesew@pacbell.net

Redwood Sewing Center


For all your quilting and sewing needs!

Fabrics starting at 6.99/yd, Sewing Machines, Classes, Quilting Retreats & Cruises.

Our 2011 Quilting Cruise to Mexico sets sail Feb. 27, 2011!

301 W. Harris Street, Eureka 444-9662

We are now an authorized RTF dealer!



HOMETOWN QUILTING


Hand guided
Pattern/Custom
Machine Quilting

Lynne Todoroff
ltodoroff09@gmail.com
by appointment

PLEASE RESPECT THOSE WHO HAVE ALLERGIES LEAVE THE PERFUME AND HEAVY FRAGRANCES AT HOME ON GUILD NIGHT!!



"IT'S THE SERVICE THAT MAKES THE DIFFERENCE"



Pacific Paper Co.
2825 F ST.
EUREKA
443-3158
Fax 443-0547
www.pacificpaperco.com



833 H ST
ARCATA
822-0527
Fax 822-0546
www.arcatastationers.com

Ocean Wave Quilts

305 V Street
Eureka, CA 95501
(707)444-0252
www.oceanwavequilts.com

Suzie Pawlus, *Owner*

Boyd Sewing and Vacuum

BERNINA BABYLOCK
ELNA

Sewing Classes
1595 Myrtle Avenue, Eureka, CA 95501
(707) 443-0950

Redwood Remnants is published monthly by the Redwood Empire Quilters Guild, P. O. Box 5071, Eureka, CA 95502-5071 or www.reqq.com . Complete financial reports are available from the Treasurer.

**Be sure to support
our Guild
businesses and
ask them what
benefits they offer
to REQG
members.**



Eureka Fabrics

Colorful Cottons Delicious Dupionis
Wonderful Wools Outrageous Organics

**5 Times More Fabric
NEW LOCATION**

420 2nd Street
In Old Town Eureka
Across from the Gazebo

707-442-2646
www.eurekafabrics.com
10% off for Guild Members!

REDWOOD EMPIRE QUILTERS
GUILD NEWSLETTER
P.O. Box 5071
Eureka, CA 95502



Join Us On
February 3
For Our Basket Auction

THURSDAY, February 3, 2011
at Redwood Acres
3750 Harris Avenue, Eureka

Hospitality.....6:30 p.m.
Meeting.....7:00 p.m.

MEMBERSHIP

Annual Dues\$25
Associate Member - Newsletter only\$15
Junior Associate Member (Ages 12-17)..\$15
Guest Donation....\$1 **Special Meeting...\$ 3**

Don't Forget

Basket for Auction
Name Tag
Personal Beverage Holder with Lid
Community, Premie, and Doll Quilts
Library Book(s) & Fine
Show and Tell Items
Raffle Table Items
Fat Quarter
Block of the Month



REQG Board Minutes - January 10, 2011

Call To Order: Susie called meeting to order at 6:32 pm. In attendance were: Susie Freese, Cheryl Pekar, Amy Gomes, Anne Carlisle, Gladys Hartmann, Sherrill Adams, Charlotte Viredaz, Maggie Stimson, Jean Avant, Mary Hall, Kathie Aoki, Betty Hendrickson, Kathi Branum, Nancy Frost, Mimi Mace, Charity McAllister, and Edith Harner.

Correspondence: See New Business concerning letter from Brenda Ontiveros of Humboldt County Fair.

Approval Of Minutes: Approved as submitted. Maggie Stimson and Jean Avant first and seconded respectfully. Passed.

Treasurer's Report: Wanda absent but print out of Profit/Loss and Balance Sheet handed out. Cheryl requested a copy next meeting of the Budget vs Actuals for 2011.

Officer's Reports

1st Vice President: Cheryl notes the web site has the entry and sale forms for the Quilt Show available. Has also made it so that forms can be easily filled out for additional entries in what she termed a "technology comfort form".

December fundraiser brought in \$850 in cash and 300 pounds of food for Food for People.

January was Challenge Quilt. February is Basket Auction. Funds will go towards a well known National Speaker. There will be no raffle table but Kathie A. will sell the tickets for the raffle items. There will be items for silent auction as well as three baskets for live auction. Plan to have Show and Tell at a end so have enough time to write up receipts. Won baskets will not be available for pick-up until after Show and Tell. Cheryl had a number of volunteers to help with the event.

March is a National Speaker. April is currently open and discussion followed concerning ideas with nothing finalized tonight.

2nd Vice President: Amy reports there is still some room for classes in March. There are some members who will be going on a Quilting Cruise through Scotty Dog Quilts and Amy will make a point of checking the local calendar for any conflicts when scheduling other national speakers. She did confirm with Jodi Barrows that the rulers and books will be available for use at the classes free of charge. Will also have some available for purchase. Will post the web site for the video on the technique. Reminder that any member who houses the speaker will be able to take the classes for free. Jodi requires a private bath and smoke free/pet free home. Gladys has volunteered to be "tour guide" and show Jodi the sites of Humboldt. Nancy has offered to be "back-up" for housing if no one else offers.

Discussion followed on names for National Speaker in the future: Marti Michel and Pat Sloan are two possibilities for next fall.

Secretary: Nothing to report.

Parliamentarian: Gladys is going to start now in getting names for the three positions which come open in June: First VP, Secretary and Parliamentarian.

Past President: Nothing to report.

Standing Committees

Community Liaison: Sherrill reports a number of completed quilts came in and will be giving them to Red Cross and Children's Services next week. Have more kits in March. Needing more black fabric. Susie recommends to purchase Kona Black at JoAnn's with 40% off coupon.

There will be a *sew day* at Ocean Wave Quilts on Sunday, January 23 from 10-4. Come help out with cutting, sewing, ironing.

Librarian: Charlotte is planning a book sale at the May general meeting.

Membership: Maggie reports two new members from January meeting. Any new member who joins in February will be for half price. This only applies to those who have never been a member of the REQG in the past. Also reports that Rita Limmer is donating a lap top to membership.

Publicity: Mary reports the Times-Standard photographer took a number of photos at the January meeting but never sure just how much attention and space we will get in the paper, all dependent on space available for community issues. A picture of Ray and Nola was also taken to acknowledge their years of service to the community. Mary encourages all board, and regular members, to take photos of any quilting event.

Quilt Show 2011: Betty reports the next meeting is for Monday, Jan 17 at 6pm at Humboldt Area Foundation. The Quilt Show is July 15, 16 and 17.

Special Committees

Block of the Month: No report

(Continued from page 13)

Challenge: Impressive selection of quilts presented at the January meeting.

Doll Quilts: No report

Fat Quarter Raffle: No report. Board members recommend reminder of the monthly theme be listed in the newsletter.

Historian: Kathi Branum is organizing photos and information. There is an extra CD of the Quilt Show 2009 be given to her.

Hospitality: Amy reports for Anna that there has been a nice selection of snacks being brought by members. Have reorganized the cabinet as well.

Premie Quilts: Nancy has 55 quilts, which will be given to local hospitals only this time. Amy reports seeing one in a picture of a friend's premie.

Raffle Table: Kathie A. reports made \$89 from January meeting. Will need more items for March meeting. There will not be a raffle table for February meeting due to basket auction.

Show and Tell: Mimi and Charity plan to have additional Challenge quilts be presented by members.

Sunshine: Alverna (Bump) Moore's son passed away recently.

HAF: Edith reports there are three applicants for this year's grants. Healthy Mom's; Laurel Tree School; and Native Q Circle. She reviewed each of their textile projects. Discussion followed concerning the amount of funds available for the grants this year and the Board feels there is a discrepancy in the amount HAF stated was available. Cheryl notes there was extra monies given last year. The Board voted to approve grants as presented by Edith. Kathi B. and Maggie S. first and seconded and it passed. The Board then amended the grants to allocate the monies proportionally with the extra money HAF has from last year. Cheryl and Kathi B. first and seconded and the vote passed.

A \$25 in memoriam will be given to HAF for Alverna Moore's son. Kathi B and Gladys H first and seconded, passed.

Old Business

National Quilting Day: This is scheduled for Mar 18, 19 and 20 and will be held at the Eureka Women's Club, who are giving us a very good deal for the rent. So far Cheryl reports there are 37 of the 50 passports allotted. The lanyards came in. Extra lanyards not sold for event will be sold the next month at general meeting for \$5. Cheryl plans to have door prizes. Will also be working on the various items that will be needed, i.e. irons, ironing boards, cutting tables etc. May need to rent tables. Participants can "share" their passport for times they may not be able to be there for the full weekend. No passport will be "held at door". It is the responsibility of the passport holder to get it to their "buddy". Also, recommend not to leave sewing machines there overnight even with locked doors and security. A brief review of potential classes was shared: Cheryl teaching two classes, Lynn Todoroff, two classes, Edith: wine bottle bag, Sarah Gulrich: disappearing 4-patch, Sherrill: paper piecing miniatures, Liz Scott: sewing machine maintenance, are some of the possible mini classes. Susie will also have the Acu-Cut available.

New Business

North Children's Services Request: Susie reports that she received a request for a quilt to auction off for February 22. She offered to do a "Cat in the Hat" themed quilt. Jean A. will get the book to go along with it.

Humboldt County Fair Letter: Susie handed out copies of the letter received from Brenda Ontiveros, who is Belotti Hall Superintendent. Discussion followed on the various issues members have with entering quilts and other textile projects. Susie will call and offer to meet with Brenda to discuss our concerns and recommendations.

Opportunity Quilt Banner Request: Request is for a 3 foot banner for the card table so can easily identify when we are out promoting and selling raffle tickets. Anne offered to order from Vistaprint. Jean will email her the logo to use.

Other: Edith reports she hung 20 new quilts at the Blood Bank. They will stay until June/July.

Adjournment: Susie adjourned the meeting at 8:12 pm.

Anne Carlisle, Secretary