

# Redwood Remnants



Redwood Empire Quilters Guild Newsletter  
January 2011

## President's Piece

### ABC's of Quilting

I had the opportunity to hear nationally known quilter Libby Lehman speak about the ABC's of quilting. Libby says she only goes up to H when listing her ABC's. So, here they are:

A is for Accumulate. I don't know a single quilter who has a problem with this one. I think it is my favorite letter.

B is for Begin. Again, no problem with this one either.

C is for Cut. Easy

D is for Do it. This is where it starts to get harder for some quilters.

E is for Evaluate. Check to see how your work is progressing. Do you like the placement of color? How about the setting?

F is for Finish. Now I see MANY quilters failing on this one. How many of your own UFO's do you have hidden away?

G is for Get Photos. O.K. This is where I fail miserably. I only have a handful of photos of my quilts. But I do keep a journal.

H is for Halleluiah! Let's Accumulate!

So many quilters I know can only get through the first three letters. Some quilters only can only do the first letter. What I don't understand is why quilters keep so many UFO's. To me, keeping these things severely diminishes

the square footage of space that I can fill with NEW fabric. After all, if you don't cut into a piece of fabric, it is still part of your stash and not a UFO. Therefore no quilt yet.

Let's hope this new year has all of you getting to letter H with all of your projects.

Happy Quilting, Susie Freese

## Challenge Quilts

Hi---your challenge quilts will finally be shown and voted on by the Guild members at the January 6, 2011 meeting.

Everyone gets one vote----make sure you get a voting form when you check-in.

Please bring your Challenge Quilt over to our table at the back of the room and we will number them and hang your quilt for you.

Please bring your quilt in even if it isn't finished ---we will hang it, too,---(unfinished quilts will not get voted on), and your Quilt will be hung with all the Challenge quilts in our 2011 Quilt Show in July next summer.

Thanks to all of you who are entering----- don't forget to bring in your quilts!

Gerry Smeltzer,  
Diane May,



## Happy Birthday

### January

- 02 Arlene Kobloth
- 03 Edith Harmer
- 03 Brenda Lou Scott
- 05 Kimberly Hendrickson
- 06 Cynthia Causley
- 06 Mimi Mace
- 07 Haline Sundet
- 20 Ann Seeman
- 21 Kim Harris
- 22 Cheryl Kaska
- 25 Pauline Pire
- 26 Billee Peters

## Membership

Hello Members! Happy New Year! I hope your holidays went well.

I am very grateful to Pat Reeves and Lynne Todoroff for giving me the December meeting night off to spend with my husband, Andy, for our anniversary. He took me to dinner and to see Burlesque. We had a great time.

Back to Membership business: 70 members attended with 9 guests for a total of 79. Our stats for the year, so far, a total of 149 members: 135 Individuals, 8 Business, 3 Business Assoc., 1 Assoc., and 2 Junior Members.

Maggie

## Basket Auction

In February we are going to have a "basket" auction so start watching those before and after holiday sales for goodies. Your "basket" can be any kind of container filled with goodies. For a quilt-related basket you might have a favorite pattern and some fat quarters. You could have a movie night basket with your favorite DVD and some treats or maybe a basket for a child or grandchild. The possibilities are endless! If your contents are not new, please make them gently used.

When you arrive at Redwood Acres in February, there will be a basket registration table. At that time we will have you complete some minor paperwork, and then baskets will be set up in one of three auction areas: Live auction (a limited number of baskets), silent auction, and raffle. If you have a great idea for a basket and would like it to be in the live auction, please let me know as soon as possible. I am going to need some helpers, so please see me at the January meeting if you would like to volunteer.

Cheryl Pekar, 1st Vice President



## Thank You

Bev Hood and her daughter, Jenn, would like to thank all the guild members who came to Bev's aid at the December Guild meeting. Bev says she doesn't remember much of what happened that night, but she does remember people around her helping her.

Bev was in the hospital for a couple of days and is home now. She has been diagnosed with arterial fibrillation and has added yet another pill to her daily regimen.

Bev and Jenn want to thank everyone for their understanding and support.

Susie

## National Quilting Weekend

If you haven't purchased your passport for National Quilting Weekend in March...plan on doing so at the January meeting. We have already sold over 50% of the passports, so get yours before they are gone. I will be sporting one of the lanyards that you will receive as part of your sewing weekend. This lanyard will be used to hold your passport but going forward has a detachable swivel hook for holding a small pair of scissors...great for hand or machine sewing.

If you are interested in doing a small mini class or conducting a demonstration during that weekend, please contact me immediately so we can get you on the schedule. A small committee will be meeting in January to finalize our plans.

The Women's Club in Eureka is going to be the happening place on March 18, 19, and 20<sup>th</sup>, so purchase your passport so you can be a part of it.

Cheryl Pekar, 1<sup>st</sup> Vice President

### Quilt Sales for the 2011 Quilt Show

In this newsletter you are receiving a copy of the entry form for entering your quilted items in our July 2011 Quilt Show. In addition to displaying your item, you may choose to offer it for sale. What a great way to earn some money to spend with all of our wonderful vendors! A special area is set up at the quilt show to help our guests with their purchases, and items for sale will be clearly marked.

If you are interested in offering your item for sale, you need to pick up a Quilt Sales Entry Packet in addition to the normal entry packet. Sales packets are available on the website on the Quilt Show page or can be picked up from the membership table at a guild meeting. Please read all information carefully prior to completing your form. There are important details about pricing your item and copyright information that you should review first.

If you are offering your item for sale, please complete the normal entry packet and the Quilt Sales entry packet and turn them in together. Note that each packet requires its own photograph. Maggie Stimson, who is doing entries, and I will be working together and sharing information; she will see that your sales packet gets to me. Of course you may always contact me by phone or email with any questions or to make sure that your item (or items) is on the "For Sale" list. If you decide to sell an item after you have submitted your entry item, please turn in your sales packet to me directly.

I hope to see a lot of items for sale this year!

Cheryl Pekar

### Quilt Show Entries

It is time to start thinking about which quilts you will be entering in the 2011 "Heart of the Redwoods" Quilt Show! Quilt Show entries are available on line and in this month's issue of the Redwood Remnants.

Even if your quilts are not finished yet, you can send in a form with a picture of the unfinished top. The sooner this committee can start with this data entry challenge the better.

Thanks in advance to all you early birds who will take mercy on me and my committee and send their completed entry forms in now!

Maggie Stimson and Lynne Todoroff

### December Meeting

I hope that you all had a lot of fun at the December potluck. I want to let you know that Food for People and Harriet Pecot were thrilled with our donation.

Through your generosity we were able to provide them with 300 pounds of food and over \$850.00 in cash.

According to Harriet, each dollar donated generates \$9.00 in food due to their discounts and volume buying. That is a lot of food that we have provided to folks who need it!

Thank you so much for supporting their efforts.

Cheryl Pekar, 1<sup>st</sup> Vice President

Block of the Month

# Kindred Spirits Block Five A and B

## Cutting Instructions

Fabrics Block Five A

Fabrics Block Five B

A1--Cream

Cut 1 - 5 1/4" x 5 1/4"

Cut 4 - 2 1/2" x 2 1/2"

A2--Black Floral Tonal

Cut 2 - 3" x 3"

Cut 4 - 2 7/8" x 2 7/8"

A3--Light Gold Filigree

Cut 2 - 3" x 3"

B1--Cream

Cut 1 - 5 1/4" x 5 1/4"

Cut 4 - 2 1/2" x 2 1/2"

B2--Black Filigree

Cut 2 - 3" x 3"

Cut 4 - 2 7/8" x 2 7/8"

B3--Gold Shadow Play

Cut 2 - 3" x 3"

## Block Five A Construction

1. Layer a 3" square of fabric A2 and A3, right sides together. Draw a line diagonally on the lighter fabric as shown. Stitch a scant 1/4" on either side of the drawn line. Cut the sewn triangles apart along the drawn line in the diagram. Press the 2 half-square triangle units open. Repeat this step to make 2 more units. Trim the units to measure 2 1/2" square.



2. Layer one half-square triangle unit with another, right sides together as shown below. Stitch along one side and press open. Repeat again with another set of half-square triangle units. Layer these two units right sides together in opposite directions as shown below. Stitch along one side and press open. The unit will measure 4 1/2" by 4 1/2".



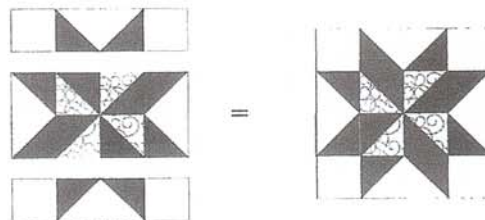
4. Stitch a 2 1/2" square of fabric A1 to either side of a flying geese unit from Step 3 as shown below. Repeat with a second flying geese unit. The two units should measure 2 1/2" by 8 1/2".



5. Stitch a flying geese unit from Step 3 to either side of the unit from Step 2 as shown below. The unit should measure 4 1/2" by 8 1/2".




6. Stitch the units from Step 4 and Step 5 together as shown below. The block should measure 8 1/2" by 8 1/2".



## Block Five B Construction

1. Repeat steps 1 to 6 from Block Five A instructions substituting fabric B1, B2, and B3. The block will match the figure shown below.



Make flying geese units like you did in block one  
Using the 2 1/2 by 4 1/2 background fabric A1 need 4  
And using fabric A2 cut 8 2 1/2 squares make 4 flying geese



## Marketplace for the 2011 Quilt Show

This year's quilt show will have a marketplace that sells items made by guild members. The items need not be made of fabric but must be handcrafted or handmade. The items cannot be food/perishables or items that are sold in the commercial vendor's booths such as patterns, cutting tools, fabrics, and quilting kits.

Members submitting items will determine their own prices. The guild will charge a 25% commission on each item which must be figured into the selling price. Members may also make items and donate them to the guild for sale at the show.

The Marketplace committee has been working on policies and procedures, an inventory system, and a contract form. These items will be posted on the REQG website in January. If you are interested in making items for the show, please read the information contained in these documents.

The last time the guild sold items made by guild members was many years ago, and much has changed since then including Copyright laws. It is now necessary for any one submitting items to sell at the marketplace to get permission from the publisher of a pattern/kit/etc. if all or part of a copyrighted pattern was used in the creation of the sale item.

In order to put an item in the marketplace the member/seller must indicate that the item was her/his own creation, from the public domain, or from a copyrighted pattern. If the latter, the member/seller must provide a letter, email, or other proof that it is acceptable to the copyright holder for the item to be sold for the member's gain.

Beginning with the January meeting there will be a sign-up sheet at each guild meeting for members interested in selling items at the show. The member will indicate her/his name and the type of items (tote bags, pillowcases, etc.) s/he is considering submitting for sale.

The sign-up sheet is not binding. Members may change their mind and not submit anything for the show. The committee hopes to use the information to plan how it will arrange the marketplace and display items. Members who sign-up are asked to bring a sample item to the guild meeting so that it can be used as an inspiration to other guild members as to what they might submit for sale.

Because the marketplace items will represent both the submitting member and the guild, we require that the items be well-made, odor-free, tasteful/non-offensive.

Every effort will be made to display items submitted in a manner that promotes sales. The committee will display examples of every item but will hold back duplicates to minimize clutter and highlight distinctive features of the items.

If you have questions or suggestions about the marketplace, please contact one of the committee members: Nancy Frost, chair; Kathie Aoki; Kathy LaForge; Diane May; Jerry Smeltzer and Wanda Wahlund. If you have suggestions or would like to join the committee please call me.

Nancy Frost





## Blood Bank

Many thanks to Lorna Richardson for stepping right up to help with the collecting, hanging, and distributing back to owners, of the quilts that are enjoyed so much at the Blood Bank.

The quilts on display now will be given back to owners at the January meeting, and at that meeting we will be collecting new ones to put up the following week. Nola and Ray Flynn plan to be at that January meeting for us to thank and recognize them for many years of keeping those quilts on display.

Don't forget to bring us those small size quilts!

Thanks, Edith and Lorna



## Big Sisters Wanted

Each month we have new quilters coming to our meetings. They have that lost look and don't know what to do or where to sit. That is where a big sister comes in handy.

We need members to be on hand to take these quilters under their wing and show them around and explain everything that is going on. This wouldn't take up much of your time, and it would be fun for you to take a look at a meeting from a new quilter's view point.

If you are interested in helping out with this, give me a call, email me, or sign up at the membership table. We want to make sure our guests are made to feel as welcome as possible.

Thank You,

Susie Freese

Title	Name	Email Address
President	Susie Freese	<a href="mailto:susiesew@pacbell.net">susiesew@pacbell.net</a>
1st Vice President	Cheryl Pekar	<a href="mailto:peskers@suddenlink.net">peskers@suddenlink.net</a>
2nd Vice President	Amy Gomes	<a href="mailto:gagomes@suddenlink.net">gagomes@suddenlink.net</a>
Secretary	Anne Carlisle	<a href="mailto:a_carlisle15@yahoo.com">a_carlisle15@yahoo.com</a>
Treasurer	Wanda Wahlund	<a href="mailto:wanwahla@suddenlink.net">wanwahla@suddenlink.net</a>
Parliamentarian	Gladys Hartmann	<a href="mailto:gladhart1@aol.com">gladhart1@aol.com</a>
Community Liaison	Sherrill Adams	<a href="mailto:sherrilladams@gmail.com">sherrilladams@gmail.com</a>
Librarian	Charlotte Viredaz	<a href="mailto:chezchar@aol.com">chezchar@aol.com</a>
Membership	Maggie Stimson	<a href="mailto:maggiestimson@sbcglobal.net">maggiestimson@sbcglobal.net</a>
Newsletter	Jean Avant	<a href="mailto:reggnews@suddenlink.net">reggnews@suddenlink.net</a>
Publicity	Mary Hall	<a href="mailto:maryrhall@suddenlink.net">maryrhall@suddenlink.net</a>
Opportunity Quilt	Kathie Aoki	-
Quilt Show	Betty Hendrickson	<a href="mailto:bettyhendrickson85@yahoo.com">bettyhendrickson85@yahoo.com</a>
Block of the Month	Joyce Dollar	<a href="mailto:itch2.stitch@yahoo.com">itch2.stitch@yahoo.com</a>
Challenge	Gerry Smeltzer Diane May	<a href="mailto:gerrysmeltzer@gmail.com">gerrysmeltzer@gmail.com</a>
Doll Quilts	Yvonne Jolley	<a href="mailto:vi7001@humboldt.edu">vi7001@humboldt.edu</a>
Fat Quarter Raffle	Gerry Barker	<a href="mailto:gerbkr@live.com">gerbkr@live.com</a>
Historian	Kathi Branum	<a href="mailto:kathibranum@sbcglobal.net">kathibranum@sbcglobal.net</a>
Hospitality	Anna Gomes	<a href="mailto:gagomes@suddenlink.net">gagomes@suddenlink.net</a>
Preemie Quilts	Nancy Frost	<a href="mailto:sangfrost@aol.com">sangfrost@aol.com</a>
Raffle Table	Kathie Aoki	-
Show and Tell	Mimi Mace	<a href="mailto:mimilmace@yahoo.com">mimilmace@yahoo.com</a>
Sunshine	Kathi Branum	<a href="mailto:kathibranum@sbcglobal.net">kathibranum@sbcglobal.net</a>
Humboldt Area Foundation	Edith Harmer Donna Hauser	<a href="mailto:harmer@quik.com">harmer@quik.com</a>

**NEWSLETTER GUIDELINES**

Newsletter items of general interest are accepted from all members of REQG. Business memberships include a business card-sized ad in each newsletter for the REQG year. Members are welcome to submit a copy-ready ad in the following sizes:

- Business card size \$ 5.00
- 1/4 page \$10.00
- 1/2 page \$20.00
- Full page \$40.00

If at all possible, please type articles in Microsoft Word or save as RTF format. If feasible, ads should be submitted in a graphic format via email or disk (jpeg preferred).

Send payment with ad to:  
 REQG—Treasurer  
 P.O. Box 5071  
 Eureka, CA 95502

Or send payment to above address and e-mail ad to [regnews@suddenlink.net](mailto:regnews@suddenlink.net) -or- through the link at [regq.com](http://regq.com)

**NEWSLETTER DEADLINE: 15th of the month**

**Fat Quarters**

Hello, Happy New Year  
 This month will be animal fabrics.  
 See you at the meeting,  
 Gerry

**Laptop Wanted for REQG**

Membership is looking for a gently used laptop. If you have a "pre-owned" laptop that you would like to donate to REQG, please contact me.  
 Something newer rather than older would be great, and it must have more than 256 Ram.  
 Thanks!  
 Maggie Stimson  
[maggiestimson@sbcglobal.net](mailto:maggiestimson@sbcglobal.net) or call me at 707-443-8807.


**Happy New Year!**

**Kinetic Quilts and Crafts**

2576 Knox Cove Drive  
McKinleyville, CA 95519

Gladys Hartmann  
707/633-5162  
gladhart1@aol.com

Machine Quilting  
and Beaded Jewelry



**Announcing Pre-Opening Quilting Special**

Any size quilt – quilted with a selected pantograph or meander.  
Client provides batting and back that are 4 inches larger than the top.  
One per customer. Only 50 at this price.

\$25.00

**Ready Reference**

Fat Quarter:	18" x 22"
Preemie Quilts:	14" x 14"
Doll Quilts:	18" x 18" to 28" x 28"
Community Quilts:	45" x 60" (min)
Cradle Blanket	30" x 30" (min) to 35" x 35"



**Susie Sews**  
Machine Quilting  
Susie Freese, Owner  
1502 D Street  
Eureka  
(707) 445-5844  
  
Email: [Susiesew@pacbell.net](mailto:Susiesew@pacbell.net)

**Redwood Sewing Center**

For all your quilting and sewing needs!


*Fabrics starting at  
6.99/yd, Sewing Machines,  
Classes, Quilting  
Retreats & Cruises.*

Our 2011 Quilting Cruise to Mexico sets sail Feb. 27, 2011!

301 W. Harris Street,  
Eureka 444-9662

We are now an authorized  
PTAFF dealer!



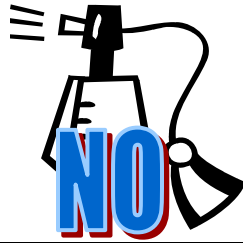


**HOMETOWN QUILTING**

Hand guided  
Pattern/Custom  
Machine Quilting

**Lynne Todoroff**  
[ltodoroff09@gmail.com](mailto:ltodoroff09@gmail.com)  
by appointment

PLEASE RESPECT THOSE WHO HAVE ALLERGIES ..... LEAVE THE PERFUME AND HEAVY FRAGRANCES AT HOME ON GUILD NIGHT!!



"IT'S THE SERVICE THAT MAKES THE DIFFERENCE"



**Pacific Paper Co.**  
2825 F ST.  
EUREKA  
**443-3158**  
Fax 443-0547  
www.pacificpaperco.com



833 H ST  
ARCATA  
**822-0527**  
Fax 822-0546  
www.arcatastationers.com

### Ocean Wave Quilts

305 V Street  
Eureka, CA 95501  
(707)444-0252  
www.oceanwavequilts.com

Suzie Pawlus, *Owner*

### Boyd Sewing and Vacuum

BERNINA    BABYLOCK  
ELNA

Sewing Classes  
1595 Myrtle Avenue, Eureka, CA 95501  
(707) 443-0950

Redwood Remnants is published monthly by the Redwood Empire Quilters Guild, P. O. Box 5071, Eureka, CA 95502-5071 or www.reqq.com . Complete financial reports are available from the Treasurer.

**Be sure to support our Guild business members and ask them what benefits they offer to REQG members.**

## Eureka Fabrics

Colorful Cottons    Delicious Dupionis  
Wonderful Wools    Outrageous Organics

**5 Times More Fabric  
NEW LOCATION**

420 2nd Street  
In Old Town Eureka  
Across from the Gazebo

707-442-2646  
www.eurekafabrics.com  
**10% off for Guild Members!**



---

REDWOOD EMPIRE QUILTERS  
GUILD NEWSLETTER  
P.O. Box 5071  
Eureka, CA 95502

---



THURSDAY, January 6, 2011  
at Redwood Acres  
3750 Harris Avenue, Eureka

Hospitality.....6:30 p.m.  
Meeting.....7:00 p.m.

**MEMBERSHIP**

Annual Dues .....\$25  
Associate Member - Newsletter only.....\$15  
Junior Associate Member (Ages 12-17)..\$15  
Guest Donation....\$1 **Special Meeting...\$ 3**

**Don't Forget**

Name Tag  
Personal Beverage Holder with Lid  
Community, Preemie, and Doll Quilts  
Library Book(s) & Fine  
Show and Tell Items  
Raffle Table Items  
Fat Quarter  
Block of the Month

