

Redwood Remnants

Redwood Empire Quilters Guild Newsletter



January 2010

President's Piece

Hi Everybody;

I hope everyone got all the good food they wanted at our potluck in December. I am looking forward to the next one already. I was hoping to win the quilt that Susie made; but with my luck it, didn't happen. Oh well, it went to a good person anyway. I think all the quilts went to the right people.

I hope everyone had a good Christmas and got all those new sewing things you were hoping to get. (If not just go ahead and get them yourself. You know you will anyway.)

It is the end of a great year. We had a good quilt show, and we have made a lot of great quilts. I hope next year is as good.

Well, we are about to start another year and I am looking forward to it. I can hardly wait to find out what the challenge quilt will be. We will find out at the January meeting. Also, Lynn Todoroff will be showing her beautiful quilts, and they are beautiful. I have seen some of them. So we will see you at the January 7th meeting.

Your President, Betty Hendrickson

January Program

Our January meeting will have two pieces to it.

First, will be a trunk show presentation by Lynne Todoroff entitled "Thread Therapy." Please come and enjoy her quilts. Also, Lynne is going to be teaching an appliqué class for the guild so make sure you see Helen Saunders and sign up while there are still openings.

The second part of the meeting will be the introduction of the new guild challenge to the membership. If you have never participated in the challenge, make a point of it this year. It is a great way to have fun and stretch yourself at the same time!

Cheryl Pekar, 1st Vice President

December Thanks

Wow, what a great meeting and how generous you all were to our two charities. We raised over \$1100.00, and I am going to be proud to present both Friends of the Library and Miranda's Rescue with over \$500.00 each. In addition, I have a load of food, toys, and bedding in my garage that will also be going to Miranda's Rescue.

Thank you so much for helping these charities to have a Happy Holiday!

Cheryl Pekar, 1st Vice President

Community Quilts

Greetings, and Happy New Year! Boy, am I sad to have missed out on the Guild's December meeting. I stayed home sick from work for three days and missed out on two parties!

All the food I didn't get to taste! Cookies, casseroles, candies, drinks, breads, appetizers, oh my! In addition to missing out on that, I was too sick to do more than LOOK at my sewing machines, projects, quilts, mending, housework (well, that was okay). I understand that the Christmas Quilts that were raffled brought in \$160.00. Thanks to everyone for buying tickets, donating the fabric, and quilting them. I thought it was a great idea and would support doing a similar fund drive next year.

By now the holidays are over, and it's time to move on to new projects. Community Quilts has lots of quilt tops ready to be quilted, and just in time, as the need for quilts is high. Yesterday I spoke to the representative at the Red Cross, and she said they had only one quilt left! Please contact me 839-3491 to pick up quilts to quilt, so we can get them out to people in need. If you have any backings and batting that you can donate, I would be most appreciative. We will have tops, backings, and batting at the January meeting in addition to kits to take home and complete. If you have kits out, please make it a priority to finish them and bring them in now that the holidays are over. If you don't have time, you can always bring them back at any stage of completion. There are no penalties for not finishing!

Mark your calendars! January 23rd will be a Community Quilts Sew Day at Ocean Waves Quilt Shop. Join us from 10 to 4ish for sewing, snacks, door prizes and fun! Bring your sewing machine, thread, and scissors. The rest will be provided. We will work on a few simple and quick designs, like the tossed nine patch and strip quilts to knock out some quilts quickly. Call me if you need directions or any more information; or if you want to donate materials, door prizes, snacks, etc.

See you in 2010!

Sherrill Adams-Community Quilt Liaison

Redwood Remnants is published monthly by the Redwood Empire Quilters Guild, P. O. Box 5071, Eureka, CA 95502-5071. www.reqq.com

Complete financial reports are available from the Treasurer.

Complete minutes are available upon request.

REQQ Financials as of 11/30/09

ASSETS

Petty Cash	\$ 60.00
Umpqua Bank- checking	\$21,057.89
Umpqua Bank Savings	\$19,054.26
Total Checking/Savings	\$40,172.15
Equipment	\$ 1,665.47
Storage Units	\$ 1,599.97
TOTAL ASSETS	\$43,437.59

LIABILITIES & EQUITY

Liabilities

CA Sales Tax Collected	\$ 518.61
Total Liabilities	\$ 518.61

Equity

Capital Account	\$41,984.39
Net Income	\$ 934.59
Total Equity	\$42,918.98

TOTAL LIABILITIES & EQUITY **\$43,437.59**

Ordinary Income/Expense

Income

Ad Income	\$ 5.00
Guests and Fines Income	\$ 33.00
Guild Merchandise Income	\$ 164.00
Interest Income	\$ 3.76
Membership Dues Income	\$ 3,140.00
Opportunity Quilt Income	\$ -
Quilt Show Income	\$ -
Raffle Table Income	\$ 459.05
Total Income	\$ 3,804.81

Expense

Bank Service Charges	\$ 135.28
Block of the Month	\$ 20.94
CommDev - Fellowship HAF	\$ 25.00
Insurance	\$ 933.00
Membership	\$ 195.30
Newsletter - Printing/Supplies	\$ 481.40
Officers' Expenses	\$ 134.81
P.O. Box Rental	\$ 44.00
Programs - Other	\$ 151.21
Quilt Show Expense	\$ 99.58
Rent - Storage	\$ 345.00
Sunshine	\$ 0.40
Web Site	\$ 154.30
Workshops/Programs - National	\$ 150.00
Total Expense	\$ 2,870.22
Net Income	\$ 934.59

Blood Bank Quilts

Holidays will soon be behind us, and we'll be kicking off the New Year with a lot of fun things going on in the guild. Don't forget to bring quilts for the blood bank's new "show" soon after our meeting. They are enjoyed by so many people who appreciate our talents.

Think small....the space we have is up high, out of reach without a ladder, and out of any direct sunshine. We will be returning the quilts that are up now to the owners at the January meeting. Drop by the blood bank to see the new ones, and pick up one of their nice year-at-a-glance calendars.

Thank you, Nola and Edith

We Still Need Your Help

The Board is reviewing REQG's insurance coverage, and it has been recommended that we create an inventory and review it annually. We will be updating our current inventory, and we would like to add any guild property that is in use by the membership. If you have any guild, property please notify Cheryl Pekar, Susie Freese, Betty Hendrickson, or Lynne Todoroff. We will compile the inventory and maintain it through the Treasurer.

Thank you, Lynne Todoroff

The Wonderful, Caring Quilters of REQG Came Through Again!

On Friday, December 11, we delivered 251 quilts to organizations that will see that the doll quilts get a good home with a deserving child for Christmas. We delivered 100 quilts to the Salvation Army, 100 quilts to the Marine Corp League ,and 51 dolly quilts to North Coast Children Services!! This would not have been possible without all the hard work by our caring quilters. Thank you so much.

As representatives of the Guild, we were warmly thanked by all three organizations for all of the lovely quilts they received. It was an honor to represent all of you and your hard work. We were quite concerned with the low number of quilts we had after the quilt show and the summer, but our caring quilters REALLY came through with 95 quilts donated at our December meeting!!! Some of the quilts that were turned in were really more size- appropriate for preemies or for lap quilts, and these will be donated to the chairs of these committees for gifting elsewhere! All donated quilts will find a loving home!

You made the difference in the life of a child; and we thank you for your generous donations of time, talent, and love. We are going to give you time off to celebrate the Christmas season and then start working hard on dolly quilts for Christmas 2010!!

Doll Quilt Co-Chairs,
Yvonne and Kim

Opportunity Quilt Committee Report

Kathie Aoki, chairperson of the Opportunity Quilt for raffle for the 2011 Quilt Show, and the committee would like to thank all of the Quilt Guild ladies who brought fabric to donate for the next quilt. We are still asking Guild members for donations of fabric for this quilt.

The quilt will be brown tones from the lightest beiges to the darkest chocolate browns in monochromatic solids and prints. No other colors, except possibly a little black or white, will be used. The committee would like any fabric donations for this quilt to be brought to the January 7th, 2010 meeting.

Scheduling of workshops to work on the quilt will be announced at a later date after the holidays.

Contact information for Opportunity Quilt committee is as follows:

Board Meeting

January 11
Susie Freese's house
1502 D Street Eureka
6:30 P.M.





Ready Reference

Fat Quarter:	18" x 22"
Preemie Quilts:	14" x 14"
Doll Quilts:	18" x 18" to 28" x 28"
Community Quilts:	45" x 60" (min)
Cradle Blanket	30" x 30" (min) to 35" x 35"

Royal Star ~ Block #9

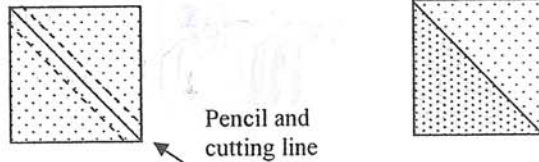
All piecing is done right sides together with a scant 1/4" seam allowance unless otherwise stated. Press in the direction of the arrows.

Cutting Instructions

-  Fabric A: cut 4 - 3" squares
12 - 2 1/2" squares
4 - 2 1/2" x 4 1/2" rectangles
-  Fabric B: cut 4 - 3" squares
4 - 2 1/2" squares
-  Fabric C: cut 4 - 2 1/2" x 4 1/2" rectangles
8 - 2 1/2" squares
-  Fabric D: cut 1 - 4 1/2" square

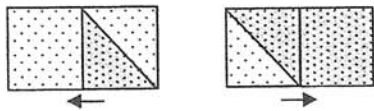
Step #1 - half square triangle units

Draw a diagonal line, on the wrong side of the 4, 3" fabric A squares. Pair the fabric A squares, with the 4, 3" fabric B squares. Stitch 1/4" on each side of the drawn line. (see below) Cut apart on the drawn line and press seam towards the darker fabric. Using a square ruler, with a 45 degree line, (place the line on the diagonal seam) square the half-square triangles to 2 1/2".

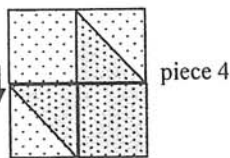


Step #2 - corner units

Stitch 4 of the, 2 1/2" fabric A squares and the 4, 2 1/2" fabric B squares to the half square triangles as pictured below. Piece 4 each.



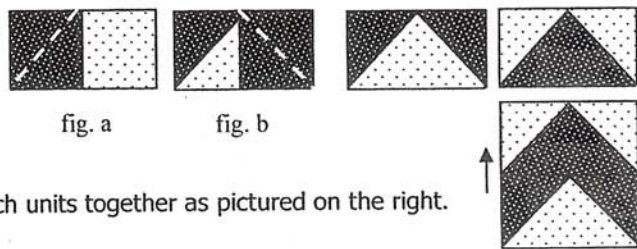
Stitch units together as pictured below.



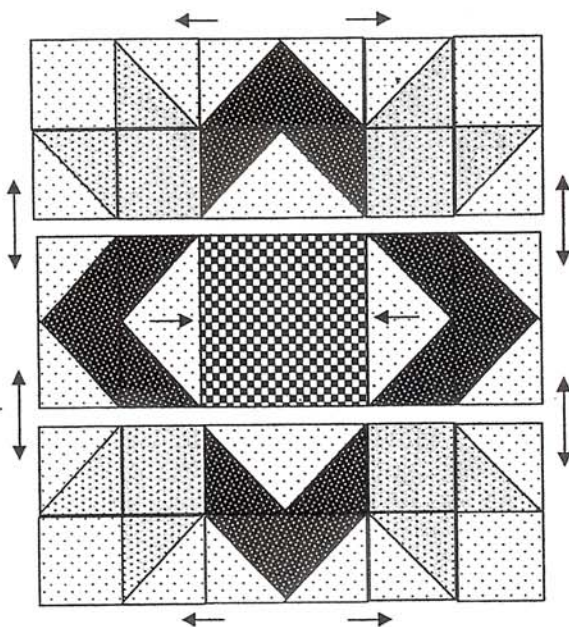
Step #3 - flying geese units

Draw a diagonal line on the wrong side of the remaining 8, 2 1/2" fabric A squares and the 8, 2 1/2" fabric C squares. Place a 2 1/2" fabric C square on the corner of a 2 1/2" x 4 1/2" fabric A rectangle. Stitch on the diagonal line. (fig. a) Do this with the 4 fabric A rectangles. Press triangles away from the center. Trim away center layer of fabric to reduce bulk. Repeat on the opposite corner. (fig. b)

Repeat this same process with the fabric A, 2 1/2" squares and the fabric C, 2 1/2" x 4 1/2" rectangles. Piece 4 of each fabric combination.



Stitch units together as pictured on the right.



Final Step

Piece block units together into horizontal rows. Stitch rows together to complete the block. The block should measure 12 1/2".


Guild Officers

Office Type

Name

Past President	
President	Betty J. Hendrickson
1st Vice President	Cheryl Pekar
2nd Vice President	Helen Saunders
Secretary	Susan Peacock
Treasurer	Lynne Todoroff
Parliamentarian	Peggy Boedecker
Community Liaison	Sherrill Adams
Library Committee	Charlotte Viredaz
Membership Committee	Maggie Stimson
Membership Committee	Pat Reeves
Newsletter	Jean Avant
Publicity	Mary Hall
Opportunity Quilt	Kathie Aoki
Quilt Show	
Block of the Month	Susie Freese
Challenge Quilt	Gerry Smeltzer
Challenge Quilt	Diane May
Doll Quilts	Kim Gunderson
Doll Quilts	Yvonne Jolley
Fat Quarter Raffle	Amy Gomes
Fat Quarter Raffle	Anna Gomes
Historian	Kathi Branum
Hospitality	
Preemie Quilts	Lorna Mathews-Jensen
Raffle Table	Alverna M. Moore
Secret Pal	
Show and Tell	Sharon Stewart
Sunshine	Kathi Branum
Humboldt Area Foundation	Donna Hauser
Humboldt Area Foundation	Edith Harmer

SPROULE STUDIOS



April Sproule

(707) 725-9124

Where Quilts Become Art

Professional Machine Quilting

- Short lead time -
- Contemporary or traditional -
- Overall, custom, or heirloom quilting -

www.sproulestudios.com

Susie Sews



Machine Quilting
 Susie Freese, Owner
 1502 D Street
 Eureka
 (707) 445-5844

Email: Susiesew@pacbell.net

TEXTILE TRADITIONS



- Ethnic, Art & Repro Print Fabrics
- Complete Quilter's Supply
- Classes, Retreats & Fun!

Hours: Mon-Sat, 10AM-6PM
 555-C Main St., PO Box 3277
 Weaverville, CA 96093-3277
 (530) 623-6454

www.textiletraditions.com

QUILTERS' ESCAPE 2010

May 9 thru 13 California North Coast \$625 featuring:

Pat Holly	Gloria Laughman
Sue Nickels	Mary Lou Weidman
Flavin Glover	Nancy Brenan Daniel

SASA - brochure to Quilters' Escape, 3414 K Street, Eureka, CA 95503
 Additional information, Dixie McBride (707) 442-0081



HOMETOWN QUILTING

Hand guided
 Pattern/Custom
 Machine Quilting

Lynne Todoroff
ltodoroff09@gmail.com
 by appointment

PLEASE RESPECT THOSE WHO HAVE ALLERGIES LEAVE THE PERFUME AND HEAVY FRAGRANCES AT HOME ON GUILD NIGHT!!



"IT'S THE SERVICE THAT MAKES THE DIFFERENCE"



Pacific Paper Co.
2825 F ST.
EUREKA
443-3158
Fax 443-0547
www.pacificpaperco.com



ARCATA STATIONERS
833 H ST
ARCATA
822-0527
Fax 822-0546
www.arcatastationers.com



Ocean Wave Quilts

305 V Street
Eureka, CA 95501
(707)444-0252
www.oceanwavequilts.com

Suzie Pawlus, Owner

Boyd Sewing and Vacuum

BERNINA VIKING BABYLOCK ELNA

Sewing Classes
1595 Myrtle Avenue, Eureka, CA 95501
(707) 443-0950

Fortuna Fabrics & Crafts

2045 Main Street, Fortuna, CA 95540
(in the Rays Food Place Shopping Center)

Phone & Fax: 725-2501 hours: M-F 10-5:30 Sat 10-4:00

Where you find friendly and knowledgeable help...and pretty much everything you need for all your handmade works of art. Special orders available. Come see what's new!

Quilting Fabrics, Supplies & Classes

Scottie Dog Quilts

301 W. Harris St.
Eureka, CA 95503
707-444-9662



Mon. 10-9 pm
Tues.-Fri. 10-5:30 pm
Sat. 10-4 pm

We have the largest selection of 100% Cotton fabrics on the North coast!

ScottieDogQuilts.com
Shop in your PJs and pick it up at the store!



Eureka Fabrics

Colorful Cottons Delicious Dupionis
Wonderful Wools Outrageous Organics

**5 Times More Fabric
NEW LOCATION**

420 2nd Street
In Old Town Eureka
Across from the Gazebo

707-442-2646
www.eurekafabrics.com
10% off for Guild Members!

**10% Discount to
Guild Members**

Boyd Sewing and Vacuum

Eureka Fabrics

Fortuna Fabrics and Crafts

Ocean Wave Quilts

REDWOOD EMPIRE QUILTERS
GUILD NEWSLETTER
P.O. Box 5071
Eureka, CA 95502

NON-PROFIT ORG
U.S. POSTAGE PAID
PERMIT NO. 36
EUREKA, CA

Return Service Requested

Continue the celebration of the new
year with your fellow quilters at
6:30 p.m. on January 7, 2010

THURSDAY, January 3, 2010
at Redwood Acres
3750 Harris Avenue, Eureka
Eureka

Hospitality.....6:30 p.m.
Meeting.....7:00 p.m.

MEMBERSHIP

Annual Dues\$25
Associate Member - Newsletter only.....\$15
Junior Associate Member (Ages 12-17).....\$15
Guest Donation.....\$1 Special Meeting.....\$ 5

Don't Forget

Name Tag
Personal Beverage Holder with Lid
Community, Preemie, and Doll Quilts
Library Book(s) & Fine
Show and Tell Items
Raffle Table Items
Fat Quarter
Block of the Month



REQG Sponsored Class on Saturday, February 7

CLASS: Liquid Starch/Freezer Paper Appliqué

TEACHER: Lynne Todoroff

DATE: February 27, 2010

FEE: \$10.00

If you have wanted to learn how to appliqué or just to learn another method, come and take this class from Lynne. We will take a total of 20 students.

You can sign up at the next quilt guild meeting or by mail.

To sign up by mail: You must send a STAMPED SELF-ADDRESSED ENVELOPE in order to receive the material list. No Exceptions!

NAME _____

Phone No. _____

Mail completed form to: Helen Saunders, 3547 Highland Place, Eureka, CA 95503 with your \$10.00 check made payable to REQG.

Upcoming Events
January 2010 and forward
 by Edith Harmer

Ongoing until Feb 7, 2010: "Still Crazy" at the San Jose Museum of Quilts & Textiles, features how a grassroots response to exhibitions of Japanese and British arts and crafts gave rise to the glorious Victorian crazy quilt. A purely decorative art object that fused a 16th century Japanese patchwork tradition with the fine embroidery revived by the British Arts & Crafts movement, a forerunner of the contemporary art quilt. More info: connie@sjquiltmuseum.org Available images go to (www.sjqmusem.org/pressroom)

Ongoing through June 6, 2010: San Francisco's deYoung Museum presents "Amish Abstractions: Quilts from the collection of Faith and Stephen Brown. 48 pieces from the 1880's to 1940's highlighting the beauty and complexity of abstract patterns. In Golden Gate Park, Tues-Sun 9:30-5:15, Fridays until 8:45. Entry Fee: \$10 Info: www.deyoungmuseum.org Our own Mary Hall attended and strongly recommends this.

Jan 5-9: Quilting at the Lake2010: The Havasu Stitchers (www.havasustitchers.com)

January 14-17, 2010 Road to California, Quilter's Conference & Showcase, 2000 E. Convention Center Way Ontario, CA Info: (www.road2ca.com)

January 30-31 Cotton Patch Quilters presents "Quilts for All Seasons" Featuring Judy Betz, Kern County Fairgrounds, 1142 So. P St. Bakersfield, CA Info: www.bakersfieldquiltguild.org

February 5-15th: Quilt Run 101, 10th Annual Oregon Coast Shop Hop. 14 shops to visit, many prizes. See www.quiltrun101.com for complete list of participating stores, contests and prizes. They also have a fat quarter challenge, possible to win a Janome Gem Gold!

NEWSLETTER GUIDELINES

Newsletter items of general interest are accepted from all members of REQG. Business memberships include a business card-sized ad in each newsletter for the REQG year. Members are welcome to submit a copy-ready ad in the following sizes:

Business card size	\$ 5.00
1/4 page	\$10.00
1/2 page	\$20.00
Full page	\$40.00

If at all possible, please type articles in Microsoft Word or save as RTF format.

If feasible, ads should be submitted in a graphic format via email or disk (jpeg preferred).

Send payment with ad to:
 REQG—Treasurer
 P.O. Box 5071
 Eureka, CA 95502

Or send payment to above address and e-mail ad to: regnews@suddenlink.net -or- through the link at regq.com

NEWSLETTER DEADLINE: 15th of the month

Fat Quarters

Jan.	Paisleys
Feb.	Reds & Pinks
March	Greens
April	Yellow
May	Oranges
June	Flowers

Happy New Year!