

# Redwood Remnants

## Redwood Empire Quilters Guild Newsletter



### September 2009

#### President's Piece

Wow, was that a great Quilt Show! A Big thanks to Carol Hansen and Teresa Hodgson for all the work and time they put into making this a great show. All those who helped in any way, you get a big hand from me and everyone who attended the show. Good Going!

I have had a very busy summer. Starting in June, I put together and worked in the Fish Taco Booth and the Oyster Festival for the Arcata Kiwanis. Then on July 4th I worked in the Fish Taco Booth again. Then it was the Quilt Show. Unfortunately, I got sick and did not get to help as much as I would have liked. Then about ten days later I went out to our church camp and cooked three meals a day for about 55-60 people.

When I got home, all I could do was sit in a chair for two days. Then I had a Board meeting for the Quilt guild. The next day I left for San Diego to attend a Convention for the California, Nevada, and Hawaii Kiwanis; and two weeks later I will be back home for our Quilt Guild meeting on September 3rd.

Remember all Board members, bring the refreshments for our September meeting.

See you all at the meeting,

Betty Hendrickson

#### Guild Meetings

Welcome to a new guild year! As your new First Vice President, I hope that you will enjoy the variety of programs that are being planned for the year.

At the September guild meeting, we traditionally have a "meet the officers" night where all of the new officers and committee chairs introduce themselves and their responsibilities. This process helps new members to know their board members and their job responsibilities. It also refreshes the memory of long time members. We are going to jazz that up a little this year and have each person also show two quilts...an early quilt and then a more recent quilt to show their progression as a quilter. It should be an interesting and fun night.

Remember that the board is responsible for bringing the goodies to this meeting.

#### October Guild Meeting

For the October meeting, and with the holidays just around the corner, we are planning a night of quick and easy gift ideas. If you are interested in sharing an idea, please contact me prior to September 15<sup>th</sup>.

Cheryl Pekar

**OFFICERS:**

<b>President</b>	Betty Hendrickson
<b>1st Vice President</b>	Cheryl Pekar
<b>2nd Vice President</b>	Helen Saunders
	Kathi Branum
<b>Secretary</b>	Susan Peacock
<b>Treasurer</b>	Lynne Todoroff
<b>Parliamentarian</b>	Peggy Boedecker

**STANDING COMMITTEES:**

<b>Community Liaison</b>	Sherrill Adams
<b>Library</b>	Charlotte Viredaz
<b>Membership</b>	Maggie Stimson
<b>Publicity</b>	Jean Avant
<b>Newsletter</b>	Jean Avant
<b>Opportunity</b>	Brenda Lou Scott
<b>Quilt 2011</b>	Liz Scott Adams
	Jennifer Duncan
<b>Quilt Show 2011</b>	

**SPECIAL COMMITTEES:**

(No Vote)

<b>Block of Month</b>	Susie Freese
<b>Challenge Quilt</b>	Gerry Smeltzer
	Diane May
<b>Doll Quilts</b>	Kim Gunderson
	Yvonne Jolly
<b>Fat Quarter Raffle</b>	Amy Gomes
	Anna Gomes
<b>Historian</b>	Kathi Branum
<b>Hospitality</b>	Jennifer Duncan
	Jean Benson
<b>Premie Quilts</b>	Lorna Matthews-Jensen
<b>Raffle Table</b>	Bump Moore
<b>Show &amp; Tell</b>	Sharon Stewart
<b>Sunshine</b>	Kathi Barnum
<b>Humboldt Area</b>	Edith Harmer
<b>Foundation</b>	Donna Hauser

**10% Discount to  
Guild Members**

Boyd Sewing and Vacuum

Fortuna Fabrics and Crafts

15% Sew & Vac Plus

**CD Delivery**

If all goes well, we will have the CDs ready to be picked up at the September Meeting.

Look for Mary Hall or me set up at a table and pick up your order.

Cheryl Pekar

**Happy Birthday  
September**

- 02-Jody Rusconi
- 03-Jennifer Chapman
- 04-Katie Coventry
- 05-Leta Wilson
- 08-Dorothy Cowan
- 11-Diane Goldsmith Harger
- 17-Margo Bainbridge
- 18-Peggy Boedecker
- 21-Helen Gersbach
- 21-Rita Limmer
- 22-Jo Ann Hunt
- 26-Melody Williams
- 27-Janet Anderson
- 28-Renee Stauffer

**Fat Quarters**

- Sept. Batiks
- Oct. Black & White
- Nov. Blues
- Dec. Scrap Bag, Anything goes!
- Jan. Paisleys
- Feb. Reds & Pinks
- March Greens
- April Yellows
- May Oranges
- June Flowers

### Block of the Month Surprise

Welcome to another fun year at our block of the month table. This year we will continue to work on the quilt we started last year. The rest of the blocks will be featured in each newsletter. The finishing directions will also be included. The block of the month can also be found on our website.

As always, we will have a drawing for the blocks that are made and turned in at each meeting. So make one for yourself, and make one to turn in for the drawing.

A new surprise this year will be a wall hanging of the month. These wall hangings will have a theme according to the month of the year. The average size is 22" by 22". There will be a limited number of patterns available at each meeting. These patterns won't be available on our website. So it will be first come, first served.

If you have any questions about the block of the month please call me at 445-5844, or email me at [susiesew@pacbell.net](mailto:susiesew@pacbell.net).

See you on September 3rd !!  
Susie Freese

### Community Quilts

The Community Quilts Committee has been busy cutting fabric on the Accucut Machine at Scotty Dogs Quilts this summer. Members cut fabric to specified sizes, and Cindy Bogardus and I take them to the shop to cut into strips, squares, tumbling blocks, and other shapes. We are putting together some great kits to pick up and sew.

We also have a few tops to be quilted and some to be bound. Please stop by our table and see what we have been doing. If you have a kit or quilt that you can't finish, you can return it, no questions asked! If you can't make it to the meeting, just give me a call; and, unless you live in Timbuktu, I'll pick up whatever you have for us.

Thanks to everyone who helps Community Quilts provide comfort and warmth to those in need.

Sherrill Adams

### Congratulations to all of our Viewer's Choice Winners!

Category and Entry Number	Entrant Name	Entry Title
2008 Challenge - 183	Molly Miles	Giant Redwoods and Friends
2009 Challenge - 370	Edith Harmer	Aurora Borealis
Large - 246	Linda Benzel	Antique Rose
Medium - 217	Cathy Hamilton	Fantasy Ginkgo
Small - 346	Leslie Reid	Coiled Ribbon
Group - 111	Dorothy Stickler	Cabin in the Woods
Free Form - 234	Judy DeGraff	Christmas Table Runners
Wearable - 156	Gerry Smeltzer	My Purple Coat
Junior - 256	Emma Ann Radley	Doggy Day Quilt
Committee Favorite - 139	Joan Venti	Garden Steps

## REQG 2009 Quilt Show Thank You

A great big THANK YOU to all who entered quilts and quilted articles in Redwood Empire Quilters Guild's 11th Biennial Quilt Show!

Your marvelous creations made for a stunningly beautiful event for the enjoyment of visitors from near and far! We personally know the commitment of time, energy, and expenses it takes to construct quilts. Although ours is not a juried show, where a panel decides which of entered quilts will actually be displayed, we appreciate the courage of everyone to present for public scrutiny their own handiwork. Without your wonderful entries there simply would not have been a quilt show.

Another great big THANK YOU to all of you volunteers without whose assistance a quilt show of this size could never have been produced! White gloves, door monitors, sales assistants, bed turners, loaders and unloaders of quilt racks and equipment, setters up and takers down, drivers ... the list goes on, hundreds of individual volunteer positions. Many thanks to each and every one of you.

Our enormously grateful and heartfelt THANK YOU to members of the REQG 2009 Quilt Show Committee! You steadfast, hardworking people have been a pleasure to work with this past fourteen months. You produced a successful show of professional-level quality. We are extremely proud of you!

Let's continue to share our delight in the quilting arts. We encourage quilters of all skill levels to start planning your next quilt or wearable art project now, take classes to learn that new or never tried technique, and begin stitching on your entries for REQG's 2011 quilt show!!

Carol Hansen and Teresa Hodgson,  
Co-Chairpersons,  
2009 REQG Quilt Show Committee

## Membership

Hello! My name is Maggie Stimson, and I will be Membership Chairman for the next two years. Assisting me will be Pat Reeves, who was the chairperson for the last two years and others as yet to be determined. Anyone interested in joining us at the membership table each meeting would be gratefully appreciated and warmly welcomed. Attributes that would be helpful in working at Membership would be friendliness, patience, and a willingness to learn.

Unfortunately, I will be unable to be at the first meeting to greet you. A **big** Thank You to Pat who will be there to take your membership paperwork and answer your questions. If you are a member who has yet to renew, your name will be highlighted on the sign up sheet to help remind you.

Be sure to wear your nametag at each meeting because we plan to continue the nametag drawing started by Pat during her tenure.

If you missed a chance to buy the new post-cards, note cards, and Opportunity Quilt patterns, we will be displaying/selling the these marketplace items at the membership table starting in October.

I look forward to seeing you all in October!

Maggie

**PLEASE RESPECT THOSE WHO HAVE ALLERGIES ..... LEAVE THE PERFUME AND HEAVY FRAGRANCES AT HOME ON GUILD NIGHT!!**



## Redwood Empire Quilter's Guild Board Meeting-August 10, 2009

The August 2009 Board meeting was a potluck dinner held at the home of Treasurer, Lynn Todoroff. Those present were: Susie Freese, Carol Hansen, Donna Hauser, Betty Hendrickson, Teresa Hodgson, Diane May, Cheryl Pekar, Pat Reeves, Helen Saunders, Gerry Smeltzer, Gayleen Smith, Maggie Stimson, and Lynn Todoroff.

Call to Order: President Betty Hendrickson called the meeting to order at 7:25pm.

Approval of Minutes: The current secretary was not able to attend the meeting so the minutes from the previous meeting will be approved at the next meeting.

**2009-2010 Budget:** Lynn Todoroff passed out the following forms to the board members present: REQG balance sheet dated 8-9-09; Profit and Loss Budget Performance Aug 08-Aug 09; Profit & Loss sheet with no amounts listed for discussion.

**Lynn began the discussion of the budget** and provided proposed budget amounts of the line items that she and President Betty had discussed before the meeting. Each item was discussed in a roundtable fashion by the board members present.

Some of the specific income and expenditures discussion included: It was suggested that the treasurer, if possible, separate out the Awards and Premiums for the Redwood Acres Fair and the Humboldt County Fair. Central Office will be asked to separate out the amounts for general Guild printing vs. newsletter printing. Effort will also be made to separate out postage for the newsletter vs. general Guild postage. This will be done to try to track expenses more closely.

Dues are very hard to track in the proper year because they come in all during the year; but the board members will try to keep track of the yearly dues in the appropriate fiscal year. The items were discussed and budget amounts for fiscal year 09-10 were assigned to each item. Some type of auction/money-maker will be held in the spring but it may not be a silent auction. More information to follow during the 1st vice-president's portion of the agenda.

**National vs. in-house speakers were discussed.** Usually the 2nd vice president lines up the national speakers for the following year. There are no national speakers lined up for this year. Helen will try to arrange for a national speaker in the spring of this year as well as next year.

**Humboldt Area Foundation** is usually budgeted for a \$2,000 yearly donation. This amount helps build the principle of the fund that provides interest that is turned into grants by the committee. Maggie suggested that the yearly \$2,000 be added to the interest to be used for the grants. Last year the HAF committee was not able to fully fund the requests because there was not enough interest earned. Maggie felt that the principle deposited with the Foundation was sufficient to provide some interest and that the money usually sent to the Foundation for the REQG account could be spent with the accrued interest.

**Discussion centered on the Community Development**—REQG Fair Award and the REQG Fair Premium. It was suggested that Fair Award be deleted in favor of Fair Premium which would represent the money given to the Redwood Acres Fair for prizes for quilt entries. The prize given to the Humboldt Co. Fair is a membership and should not be listed as a monetary amount.

**NCQC dues** line item will be deleted and the amount spent for NCQC dues will be placed in Fees and Dues.

The **insurance** amount for the budget will be increased so that liability insurance can be added to the policy.

**Opportunity Quilt** will have \$600 budgeted for ticket printing expenses and \$600 for supplies.

**President:** Betty thanked everyone for the wonderful job they did on the quilt show. It was a success and she wanted to thank everyone that helped for their hard work.

**1st Vice President:** Cheryl outlined the REQG year activities:

**September:** Meet the officers night. Board members and committee chairs will give a three minute talk about their office and be prepared to show a quilt representative of their beginning work as a quilter and a newer quilt that will show how they have progressed in the craft.

**October:** Quick and Easy gift ideas. Cheryl is looking for some additional members to give demonstrations. She will contact REQG business members to see if they would like to demonstrate and they would be allowed to sell at the meeting, if they wish.

**November:** Saved for national speaker, if possible.

**December:** Holiday potluck and she would like to spotlight a couple of charities such as Miranda Rescue and the Library. Cheryl will continue to work on this program.

**January:** Introduce the Challenge and a possible trunk show.

**February:** Skills night that will feature either traditional or non-traditional skill building.

**March:** Community Quilts Night—work night on Community Quilts.

**April or May:** National Speaker

**May or April:** Some type of money maker—garage sale/auction/silent auction or possibly baskets auctioned off that are donated by the members.

**June:** Potluck and annual meeting.

Cheryl also had other new and fun ideas that she is working on. Cheryl will post the agenda for the night and also the agenda for the following meeting at the Guild meeting to try to increase member interest.

**2nd Vice President:** Helen has discussed offering two workshops by members. If a national speaker cannot be lined up an additional workshop will be scheduled.

Secretary: Absent

Treasurer: Discussed previously at this meeting.

Parliamentarian: Absent

Community Quilts: Absent

Librarian: Absent

**Membership:** Maggie will be taking over the membership table and will work with Pat Reeves to input the membership data.

**Newsletter and Publicity:** Jean Avant was not able to attend, however, she did send a letter outlining suggested cost-saving changes to the newsletter. Jean proposed a decrease in size of the business ads. Susie reported that Eel River Guild offers a one time a year offer to the businesses to place a full-sheet ad free in the newsletter. The business would pay for the printing and other additional fees but the ad would be included in a REQG monthly mailing. Details would have to be investigated.

Opportunity Quilt: Absent

**Block of the Month:** Susie will be starting a new program that will include a wall quilt of the month in addition to the Block of the Month program. A limited number of instruction sheets would be available at each meeting so that expenses would be kept to a minimum

**Challenge Quilts:** Jerry and Diane are working on project ideas and will present the Challenge at the January 2010 meeting.

**Humboldt Area Foundation:** Donna will submit an article to the newsletter outlining the program.

**New Business:** It was noted that the storage unit at Redwood Acres needs to be cleaned. Available board members will arrive at the September meeting at 5:15p to clean out the storage area.

Meeting adjourned at 9:00pm.

Respectfully submitted, Gayleen Smith, Proxy secretary

## Upcoming Events - September 2009 and Forward by Edith Harmer

Sept 11-13 Elk Grove Quilt Guild presents "Harvest of Quilts" at the SES Portuguese Hall, 10428 E. Stockton Blvd. (Grant Road Exit) Info: [www.elkgrovequiltguild.org](http://www.elkgrovequiltguild.org)

Sept 17 -19 Bay Area Quilt, Craft & Sewing Festival, first time show. See and buy supplies, fabrics, notions, patterns, tools, etc. San Mateo County Event Center (Fiesta Hall) 2495 S Delaware St. San Mateo, CA Info: [www.quiltcraftsew.com](http://www.quiltcraftsew.com)

Sept. 19 Pine Needlers Quilt Show "Wildlife in the Pines," Black Butte Elementary School. Small group, lots of quilts. Elk Grove, CA

Sept. 19-20 Sierra Quilt Guild of Tuolumne County. 20<sup>th</sup> Annual Quilts & Threads Show, Featuring Special Exhibits and Cheryl Jordan. The Mother Lode Fairgrounds, Stockton Rd. Sonora, CA Info: [www.sierraquiltguild.com](http://www.sierraquiltguild.com)

Sept. 24-26 9<sup>th</sup> Annual Northwest Quilting Expo, Portland Expo Center, Portland, OR Info: [www.nwquiltingexpo.com](http://www.nwquiltingexpo.com)

Sept 26, 9am-5pm Siskiyou Country Quilters Quilt Show. Yreka Fairgrounds (Armory Building) \$4 donation. Gift baskets, miniature quilt silent auction, door prizes, bed turning, boutique, vendors, Opportunity Quilt. Lunch by Miss Lynn's Tea Room. Info: Helen (530)459-0751

Sept. 26-27 South Valley Quilt Association presents Harvest Quilt & Fiber Show, featuring Linda Schmidt. Morgan Hill Community & Cultural Center, 1700 Monterey Rd. Morgan Hill, CA

Sept. 26-27 Diablo Valley Quilters 2009 Quilt Show, featuring Sandy Klop. Charlotte Wood Middle School, 600 El Capitan, Danville, CA Info: Sharon (925)820-1588  
[www.diablovalleyquilters.com](http://www.diablovalleyquilters.com)

Oct. 15-18 Pacific International Quilt Show, Santa Clara Convention Center, Santa Clara, CA Over 800 quilts and works of wearable & textile art. 300-booth Merchants Mall, 60 workshops and lectures. Info: [www.quiltfest.com/activities](http://www.quiltfest.com/activities)

## Community Quilts

The Community Quilts Committee has been busy cutting fabric on the Accucut Machine at Scotty Dogs Quilts this summer. Members cut fabric to specified sizes, and Cindy Bogardus and I take them to the shop to cut into strips, squares, tumbling blocks, and other shapes. We are putting together some great kits to pick up and sew.





We also have a few tops to be quilted and some to be bound. Please stop by our table and see what we have been doing. If you have a kit or quilt that you can't finish, you can return it, no questions asked! If you can't make it to the meeting, just give me a call; and, unless you live in Timbuktu, I'll pick up whatever you have for us. Thanks to everyone who helps Community Quilts provide comfort and warmth to those in need.

Sherrill Adams

## Missouri Star ~ Block #5

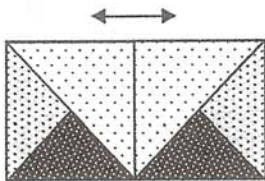
All piecing is done right sides together with a scant 1/4" seam allowance unless otherwise stated. Press in the direction of the arrows.

### Cutting Instructions

-  Fabric A: cut 4 - 4" squares  
4 - 3 1/2" squares
-  Fabric B: cut 2 - 4 1/2" squares
-  Fabric C: cut 1 - 6 1/2" square  
2 - 4 1/2" squares
-  Fabric D: cut 4 - 3 1/2" square

### Step #2 - star point units

Stitch the mirror image pairs of tri-square triangles together as pictured below.

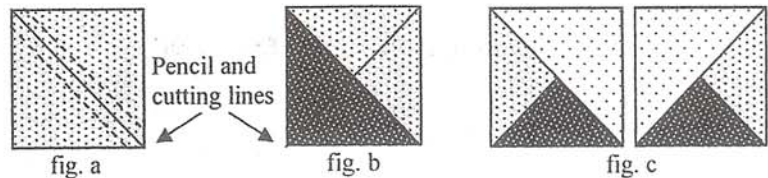


### Step #1 - tri square triangle units

Draw a diagonal line, on the wrong side of the 2, 4 1/2" fabric B squares. Pair the fabric B squares, right sides together, with the 2, 4 1/2" fabric C squares. Stitch 1/4" on each side of the drawn line. (fig. a) Cut apart on the drawn line and press seam towards the darker fabric. (these are half-square triangles)


On the wrong side of the half-square triangles draw a diagonal line opposite the seam line. (fig. b) Pair each half square triangle with a 4" fabric A square. (the square may be a tiny bit smaller. Don't worry just center on half-square triangle) Stitch as in fig. a. Cut apart on pencil line and press towards the fabric A triangle.

From each unit you cut apart you will have a mirror image pair (fig. c) to be used for the star points in step #2. Using a square ruler, with a 45 degree line, (place the line on the diagonal seam) square the tri-square triangles to 3 1/2". Be sure to square up so the center intersection of the block remains centered and the seams end at each corner. (fig. C)



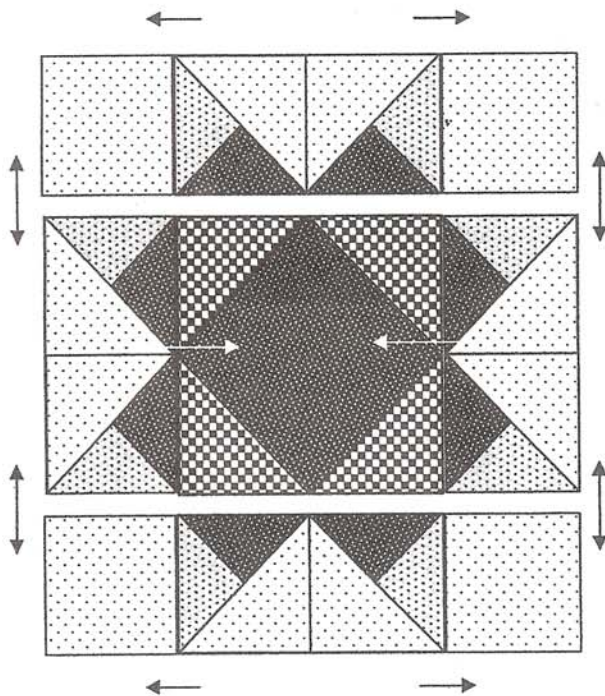
### Step #3 - square in a square unit

Draw a diagonal line, on the wrong side of the 4, 3 1/2" fabric D squares. Place the fabric D squares, one by one on the corners of the fabric C, 6 1/2" square. Stitch **on the line**. Press triangles away from the center. Trim away center layer of fabric to reduce bulk. (press and trim after stitching each triangle)



### Final Step

Along with 4, 3 1/2" fabric A squares, piece block units together into horizontal rows. Stitch rows together to complete the block. The block should measure 12 1/2".



**Central Office**  
"The Copy Center"

326 I St. - Eureka  
707-444-3044  
thecentraloffice@pacbell.net

Quality & Service is our #1 Priority!

**DIGITAL PRINTING & COPIES**  
BLACK & WHITE & FULL COLOR

We create and/or copy:  
Newsletters - Flyers - Business Cards - Post Cards  
Invitations - Certificates - NCR Forms - Envelopes  
Mailing Labels - Menus - Brochures - Price Lists  
T-Shirt Transfers - Depositions - Legal Documents  
and Much More!

BINDING - FOLDING - CUTTING  
LAMINATING  
MAIL BOX RENTALS  
UPS SHIPPING  
SECRETARIAL SERVICES  
COMPUTER STATION & FAX SERV

LOCALLY OWNED & OPERATED SINCE 1991

# Eureka Fabrics

**Natural Fabrics • Great Prices**  
**Friendly Service • Locally Owned**

2907 F Street In Henderson Center  
Eureka, CA 95501  
1-888-469-6799  
www.eurekafabrics.com

Quilting Cottons  
\$6.50/yd  
Plus Linen, Silk,  
Wool & Hemp

**10% OFF**

## HOMETOWN QUILTING

Hand guided  
Pattern/Custom  
Machine Quilting

Lynne Todoroff  
ltodoroff09@gmail.com  
by appointment

# TEXTILE TRADITIONS

- Ethnic, Art & Repro Print Fabrics
- Complete Quilter's Supply
- Classes, Retreats & Fun!

Hours: Mon-Sat, 10AM-6PM  
555-C Main St., PO Box 3277  
Weaverville, CA 96093-3277  
(530) 623-6454  
www.textiletraditions.com

# Susie Sews

Machine Quilting  
Susie Freese, Owner  
1502 D Street  
Eureka  
(707) 445-5844

Email: [Susiesew@pacbell.net](mailto:Susiesew@pacbell.net)

# KINGFISHER QUILTWORKS

Custom  
Hand Guided  
Machine  
Quilting

Denise Witte  
839-4727  
by appointment

Redwood Remnants is published monthly by the Redwood Empire Quilters Guild, P. O. Box 5071, Eureka, CA 95502-5071. [www.reqg.com](http://www.reqg.com)

Complete financial reports are available from the Treasurer.

Complete minutes are available upon request.



**Penfold-Leavitt Insurance Agency, Inc.**

Linda L. Barry

Property & Casualty Agent  
CA License # 0C66788

2109 First St., Eureka, CA  
Phone: 707-444-8035

Fax: 707-443-9539

Email: linda-barry@leavitt.com

"IT'S THE SERVICE  
THAT MAKES THE DIFFERENCE"



**Pacific Paper Co.**  
2825 F ST.  
EUREKA  
**443-3158**  
Fax 443-0547  
www.pacificpaperco.com



**ARCATA STATIONERS**  
833 H ST  
ARCATA  
**822-0527**  
Fax 822-0546  
www.arcatastationers.com

**Ocean Wave Quilts**

305 V Street  
Eureka, CA 95501  
(707) 444-0252  
Suzie Burkhart, Owner

**Boyd Sewing and Vacuum**

BERNINA      BABYLOCK  
                    VIKING                      ELNA

Sewing Classes  
1595 Myrtle Avenue, Eureka, CA 95501  
(707) 443-0950

**Fortuna Fabrics & Crafts**

2045 Main Street, Fortuna, CA 95540  
(in the Rays Food Place Shopping Center)

Phone & Fax: 725-2501 hours: M-F 10-5:30 Sat 10-4:00

Where you find friendly and knowledgeable help...and pretty much everything you need for all your handmade works of art.  
Special orders available. Come see what's new!

**Quilting Fabrics, Supplies & Classes**

**Scottie Dog Quilts**

301 W. Harris St.  
Eureka, CA 95503  
707-444-9662



Mon. 10-9 pm  
Tues.-Fri. 10-5:30 pm  
Sat. 10-4 pm

We have the largest selection of 100% Cotton fabrics on the North coast!

ScottieDogQuilts.com  
Shop in your PJs and pick it up at the store!

**QUILTERS' ESCAPE 2009**

May 10 thru 14      California North Coast      \$625  
featuring:

Carol Taylor  
Jane Hall  
Pam Holland

Melinda Bula  
Sandra Leichner  
Margaret Miller

SASA - brochure to Quilters' Escape, 3414 K Street, Eureka, CA 95503  
Additional information, Dixie McBride (707) 442-0081

**SPROULE STUDIOS**

April Sproule

Where Quilts      Become Art

**Professional Machine Quilting**

6 Week Lead Time  
Now Accepting Advance Bookings

Traditional or Contemporary

(707) 725-9124  
www.sproulestudios.com

### **NEWSLETTER GUIDELINES**

Newsletter items of general interest are accepted from all members of REQ. Business memberships include a business card-sized ad in each newsletter for the REQ year. Members are welcome to submit a copy-ready ad in the following sizes:

Business card size	\$ 5.00
1/4 page	\$10.00
1/2 page	\$20.00
Full page	\$40.00

If at all possible, please type articles in Microsoft Word or save as RTF format.

If feasible, ads should be submitted in a graphic format via email or disk (jpeg preferred).

Send payment with ad to:  
 REQ—Treasurer  
 P.O. Box 5071  
 Eureka, CA 95502

Or send payment to above address and e-mail ad to: [reggnews@suddenlink.net](mailto:reggnews@suddenlink.net) -or- [newsletter@reqg.com](mailto:newsletter@reqg.com)

**NEWSLETTER DEADLINE:**  
**15th of the month**

### **Ready Reference**

Fat Quarter:	18" x 22"
Preemie Quilts:	14" x 14"
Doll Quilts:	18" x 18" to 28" x 28"
Community Quilts:	45" x 60" (min)
Cradle Blanket	30" x 30" (min) to 35" x 35"



Redwood Empire Quilters Guild  
 P.O. Box 5071  
 Eureka, CA 95502

Date: \_\_\_\_\_

## Individual Membership Registration Form

Please print legibly

**Make check or money order payable to: REQG**

Please check one:      Renewal member       New member

Name \_\_\_\_\_

Address \_\_\_\_\_

City \_\_\_\_\_ Zip \_\_\_\_\_ Ext \_\_\_\_\_

Home Phone \_\_\_\_\_ Work Phone \_\_\_\_\_

Birthday      Month \_\_\_\_\_ Day \_\_\_\_\_

Email Address \_\_\_\_\_

Please check one:	Cash/Check or Money Order No.
<input type="checkbox"/> Full Membership	\$25.00 <input type="checkbox"/>
<input type="checkbox"/> First- Time New Member after February 1st	\$15.00 <input type="checkbox"/>
<input type="checkbox"/> Associate Membership (Newsletter only)	\$15.00 <input type="checkbox"/>
<input type="checkbox"/> Junior Associate Membership (ages 12 - 17)	\$15.00 <input type="checkbox"/>

The guild year runs from 1 September through 31 August of the following year.  
 The annual REQG membership fee is due 1 September and delinquent on 15 October.  
 Interested persons may join throughout the guild year.  
 Give your REQG Membership Registration Form with fee payment to the Membership Chair at the next general membership meeting or mail to Redwood Empire Quilters Guild at the address above.  
 Meetings are held on the first Thursday of the month September through June. Informal non-business meetings may be held in July and/or August.

---

**The Redwood Empire Quilters Guild encourages members to participate in guild activities.**  
 Your occasional assistance with some of these duties would be greatly appreciated. Please see the membership committee for additional information.  
 You may also indicate if you require some assistance.

**Please check the items of interest to you in the list below:**

<input type="checkbox"/> Drive another member to meeting	<input type="checkbox"/> Publicity
<input type="checkbox"/> Need ride to meeting	<input type="checkbox"/> Phone Calls
<input type="checkbox"/> Offer place to stay after meeting	<input type="checkbox"/> Workshops
<input type="checkbox"/> Need place to stay after meeting	<input type="checkbox"/> Like to join a mini-group
<input type="checkbox"/> Membership	<input type="checkbox"/> Offer to be quilt mentor
<input type="checkbox"/> Big Sister/Brother Program	<input type="checkbox"/> Need a quilt mentor
<input type="checkbox"/> Hospitality	<input type="checkbox"/> Other: _____
	_____
	_____

---

For official Membership Committee use only:  
 All joining members receive:  
     Current Newsletter  
     Membership Card  
     Membership List (after November 1st)

New members also receive:  
     Membership Packet  
     REQG Bylaws  
     Membership Flower ID Badge

**THURSDAY, September 3, 2009**  
**at Redwood Acres**  
**3750 Harris Avenue, Eureka**  
**Eureka**

Hospitality.....6:30 p.m.  
Meeting.....7:00 p.m.

**MEMBERSHIP**

Annual Dues .....\$25  
Associate Member - Newsletter only.....\$15  
Junior Associate Member (Ages 12-17).....\$15  
Guest Donation.....\$1 Special Meeting.....\$5

**Don't Forget**

Completed Registration Form  
Personal Beverage Holder with Lid  
Community, Preemie, and Doll Quilts  
Library Book(s) & Fine  
Name Tag  
Show and Tell Items  
Raffle Table Items



REDWOOD REMNANTS

REDWOOD EMPIRE QUILTERS  
GUILD NEWSLETTER  
P.O. Box 5071  
Eureka, CA 95502

NON-PROFIT ORG  
U.S. POSTAGE PAID  
PERMIT NO. 36  
EUREKA, CA

DATED MATERIAL

Welcome Back!